



SPRY Strategies

South Dakota Public Opinion Poll

Survey Results • 02.06.2021 - 02.08.2021


Performed by Spry Strategies

The South Dakota Public Opinion Survey was conducted by IVR and Online Mobile Interviews from February 5 - February 7 among a random sample of 600 likely voters. The survey has a margin of error of +/- 4 percentage points. Results are weighted. Some percentages in crosstab reports for this poll may not add to 100% due to rounding.

Q1: Voter Screen

Are you 18 years of age and registered to vote?

Sample Size: 600



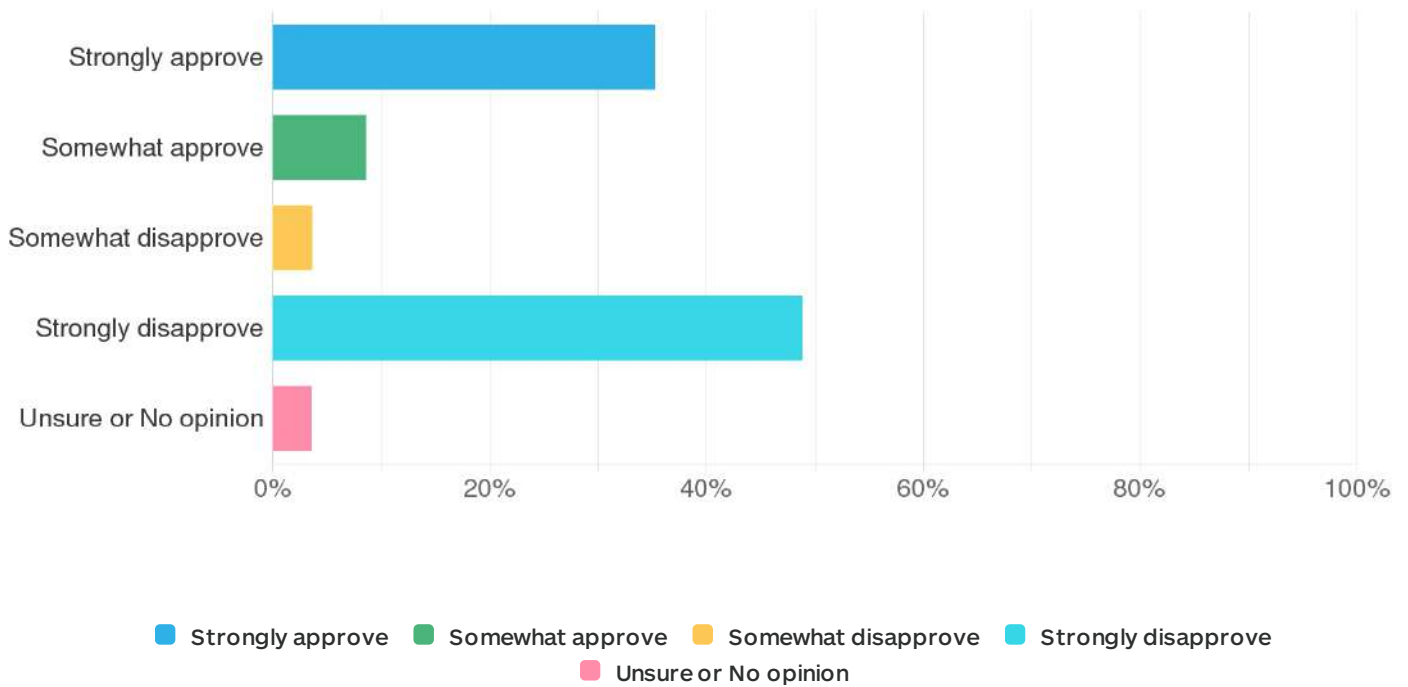
■ Yes ■ No

Value	Frequency	Percent
Yes	600	100%
No	0	0%
Total	600	100%

Q2: Biden Approval

Do you approve or disapprove of the job Joe Biden is doing as President?

Sample Size: 600

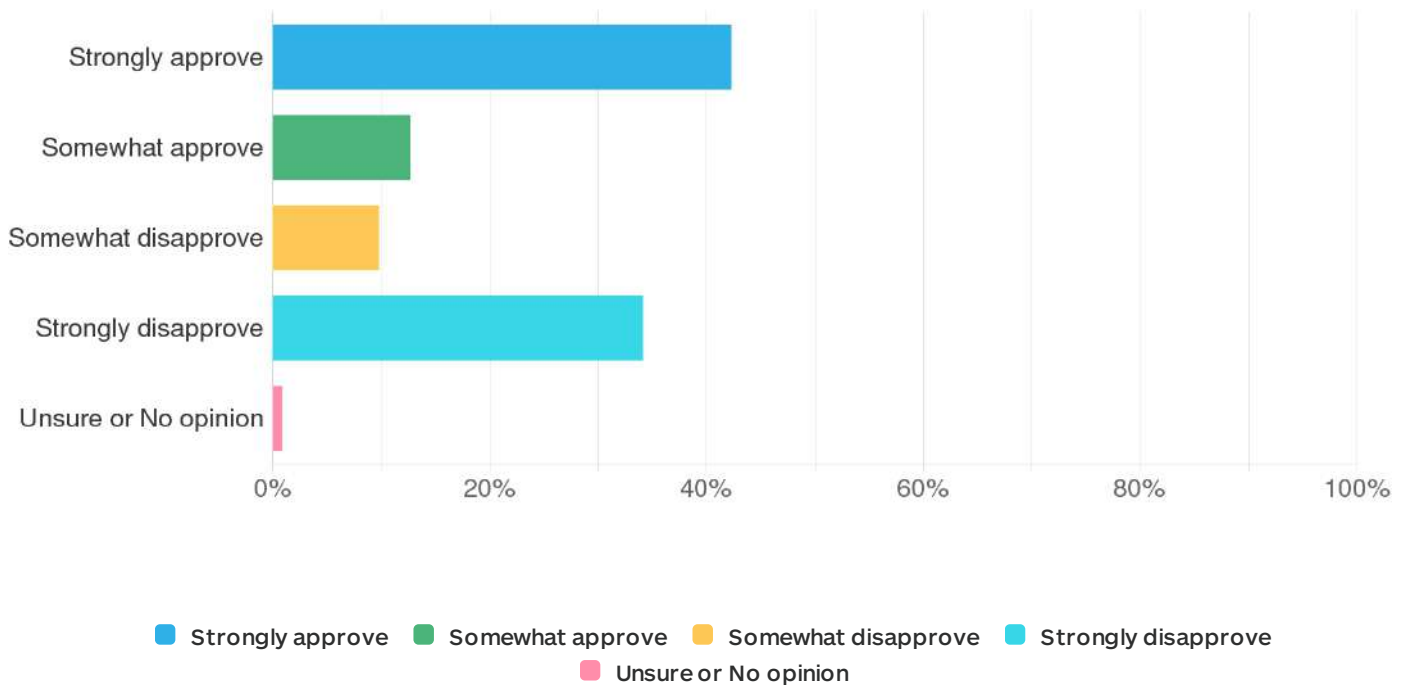


Value	Frequency	Percent
Strongly approve	212	35.27%
Somewhat approve	52	8.64%
Somewhat disapprove	22	3.67%
Strongly disapprove	293	48.82%
Unsure or No opinion	22	3.59%
Total	600	100%

Q3: Noem Approval

Do you approve or disapprove of the job Kristi Noem is doing as Governor?

Sample Size: 600

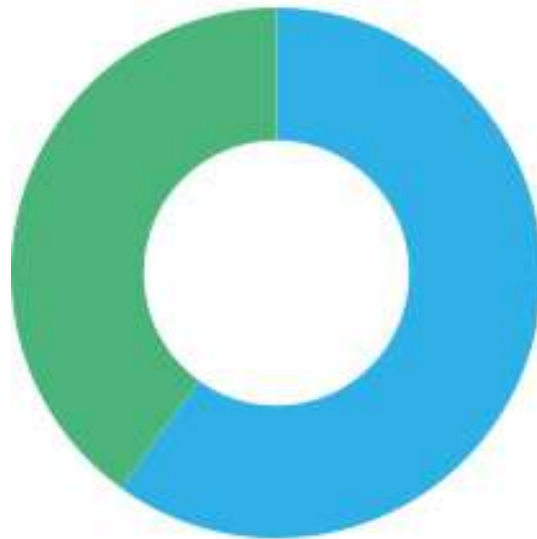


Value	Frequency	Percent
Strongly approve	254	42.38%
Somewhat approve	76	12.75%
Somewhat disapprove	59	9.82%
Strongly disapprove	205	34.16%
Unsure or No opinion	5	0.9%
Total	600	100%

Q4: Right Track Wrong Track

Do you believe that the state of South Dakota is currently on the right track or wrong track?

Sample Size: 600



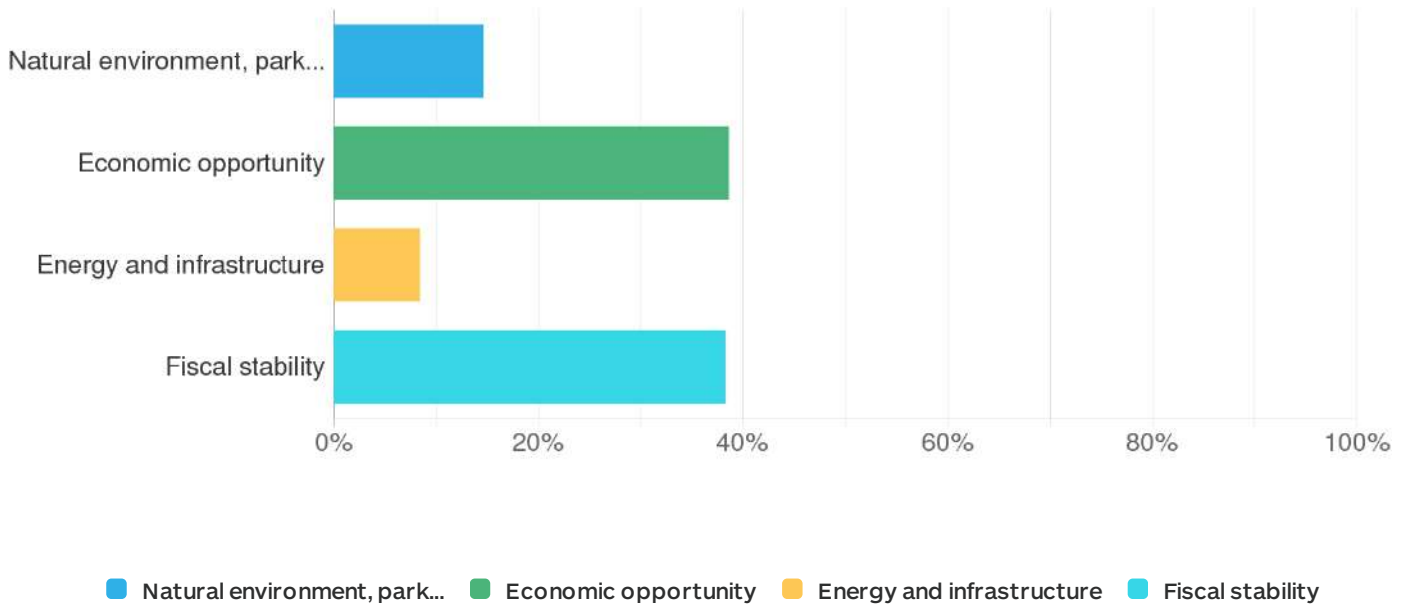
■ Right Track ■ Wrong Track

Value	Frequency	Percent
Right Track	360	59.96%
Wrong Track	240	40.04%
Total	600	100%

Q5: Right Track

Which of the following is most influential in your response that the state of South Dakota is on the right track?

Sample Size: 360

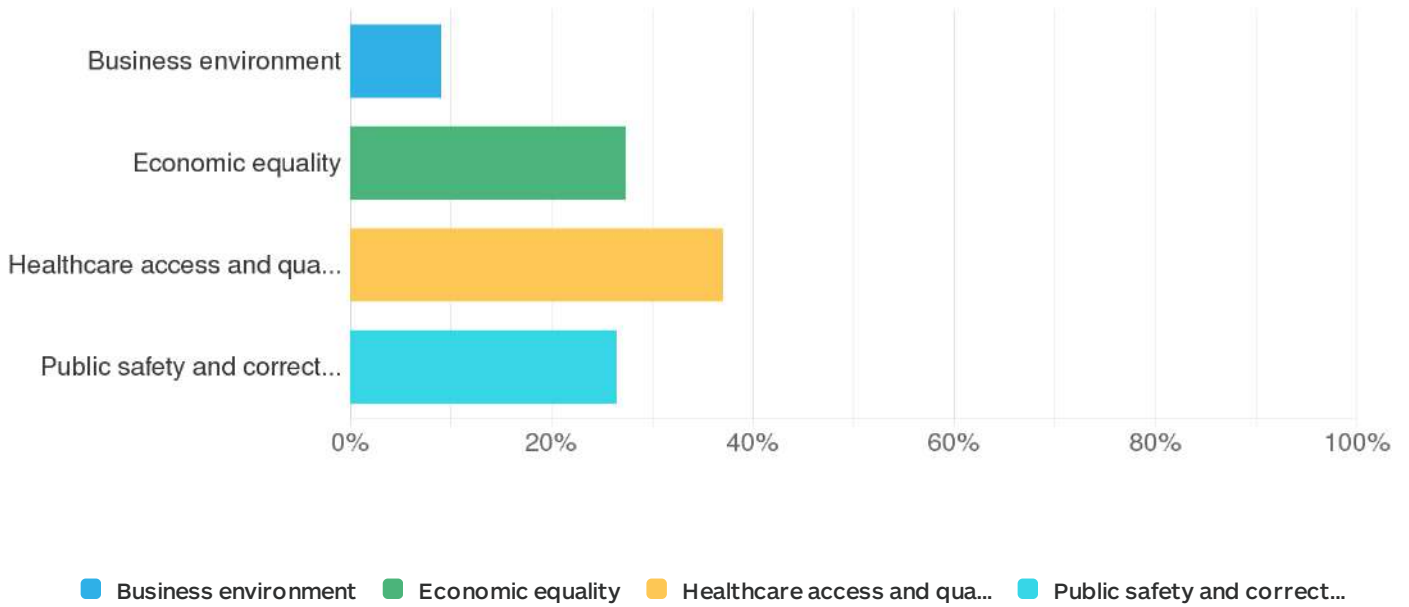


Value	Frequency	Percent
Natural environment, parks, and attractions	53	14.63%
Economic opportunity	139	38.61%
Energy and infrastructure	30	8.44%
Fiscal stability	138	38.31%
Total	360	100%

Q6: Wrong Track

Which of the following is most influential in your response that the state of South Dakota is on the wrong track?

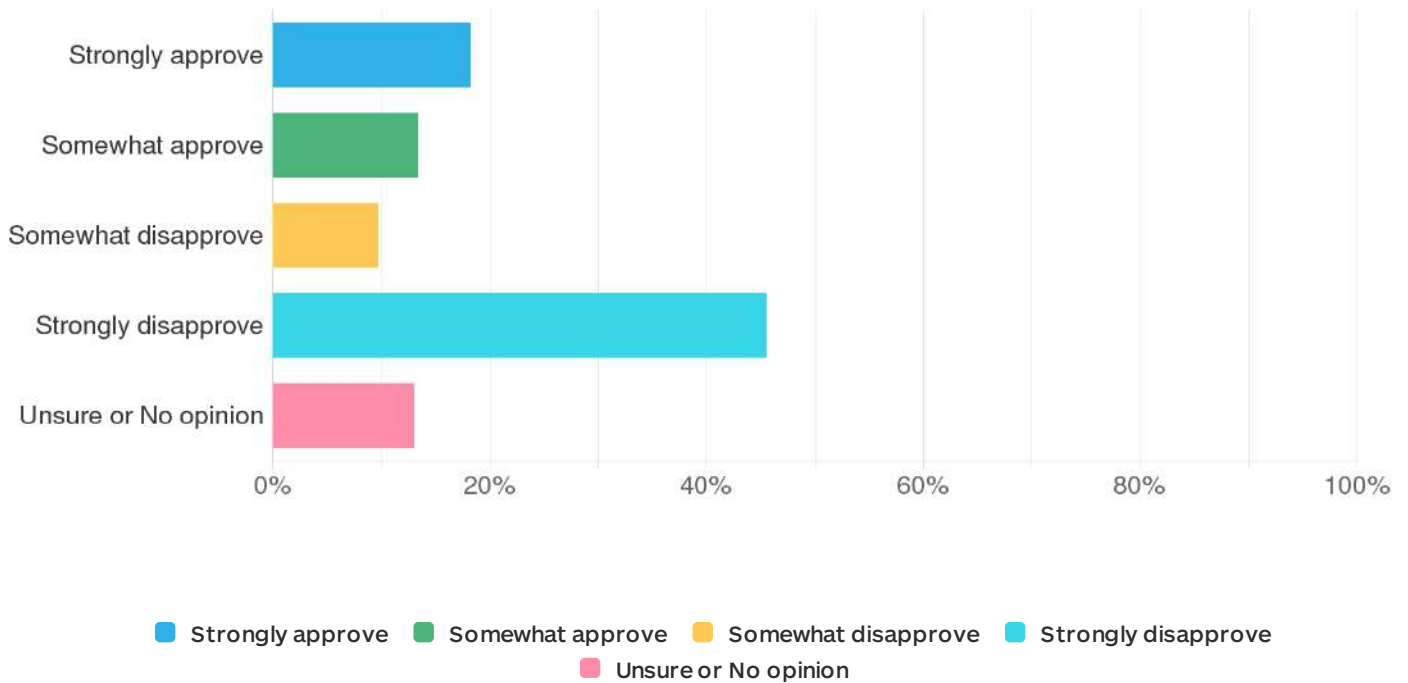
Sample Size: 240



Value	Frequency	Percent
Business environment	22	9.03%
Economic equality	66	27.39%
Healthcare access and quality	89	37.07%
Public safety and corrections	64	26.51%
Total	240	100%

Q7: Twitter Suspension

The social media giant, Twitter, has been suspending the accounts of users who say that human beings cannot change sex, including prominent women’s rights campaigners, and even charitable organizations that promote traditional, religious family values. Do you approve or disapprove of this corporate practice?
Sample Size: 600

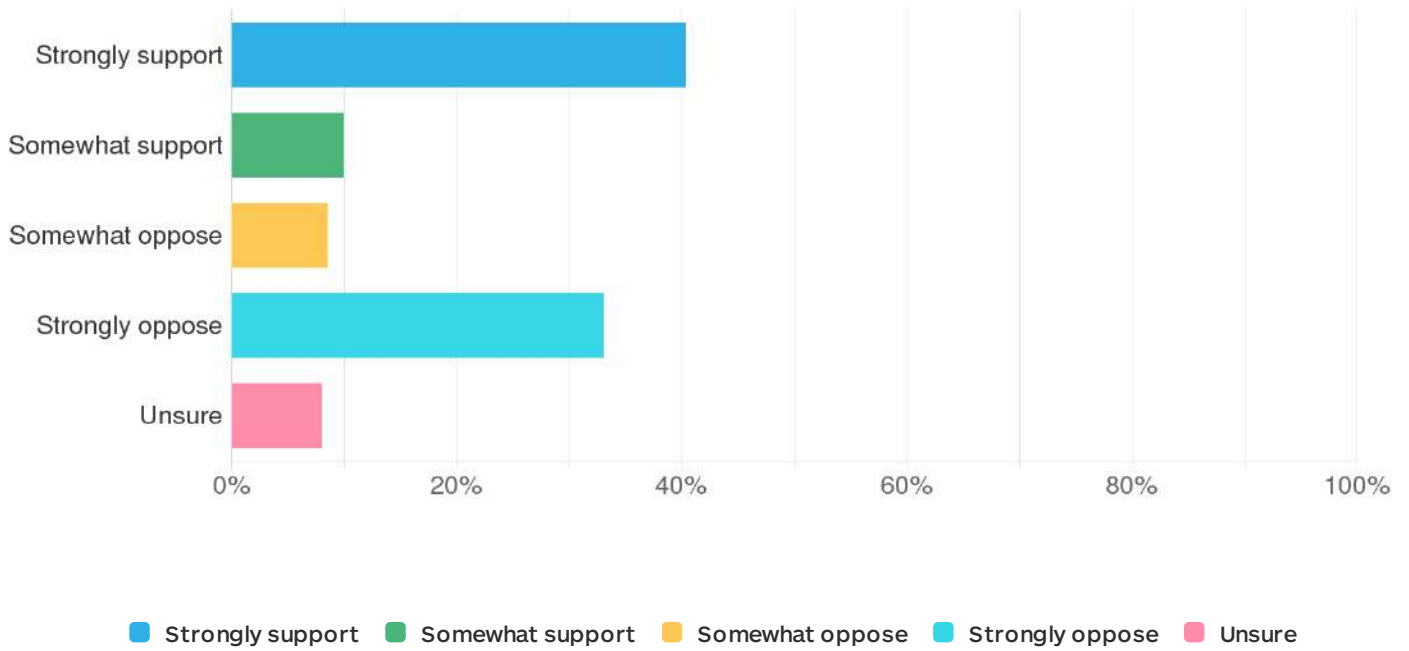


Value	Frequency	Percent
Strongly approve	110	18.33%
Somewhat approve	80	13.4%
Somewhat disapprove	58	9.7%
Strongly disapprove	273	45.54%
Unsure or No opinion	78	13.02%
Total	600	100%

Q8: SD Legislation

Would you support South Dakota’s effort to pass legislation that would restrict people who were born male, but who now identify as female from playing on women’s sports teams and sharing private facilities like bathrooms and locker room?

Sample Size: 600

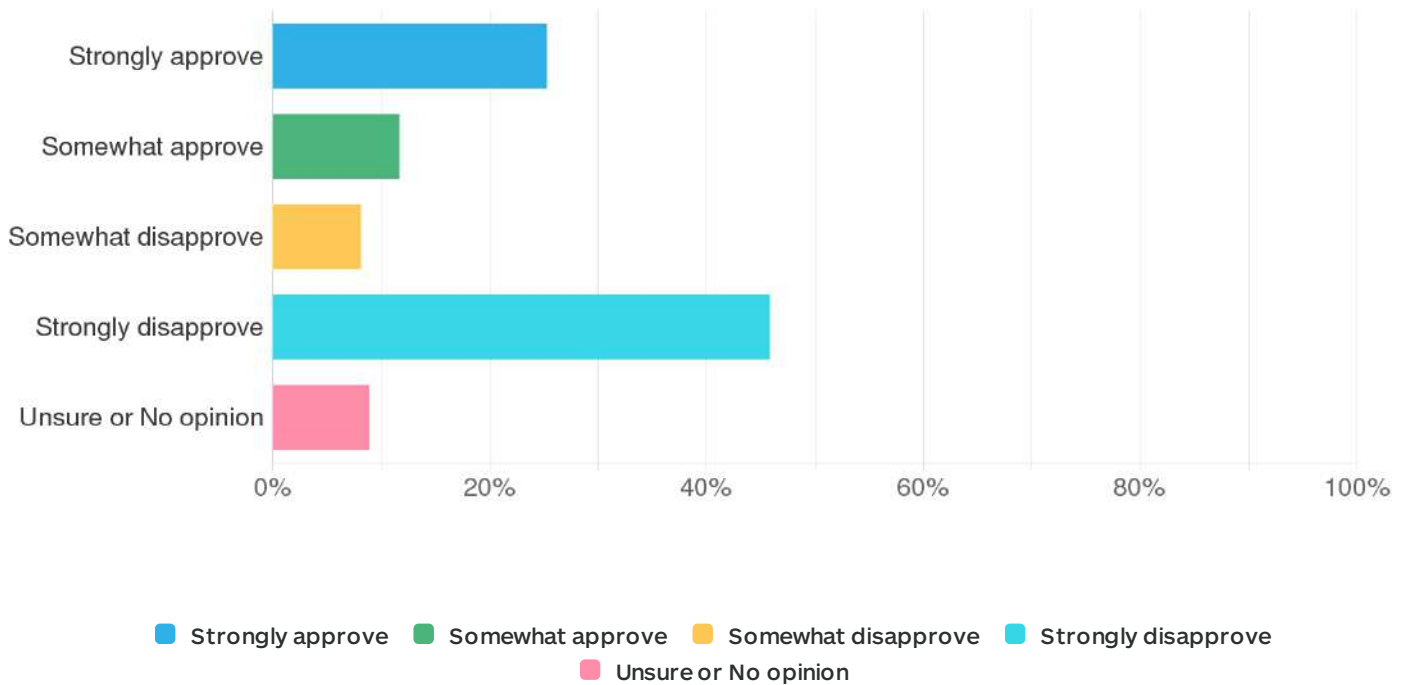


Value	Frequency	Percent
Strongly support	242	40.38%
Somewhat support	60	9.98%
Somewhat oppose	51	8.58%
Strongly oppose	198	33.04%
Unsure	48	8.01%
Total	600	100%

Q9: Boycotts

Corporate giant Nike and corporate activists like the Chamber of Commerce have threatened to stage boycotts and withhold investments from states who passed legislation that would restrict people who were born male, but who now identify as female from playing on women's sports teams and sharing private facilities like bathrooms and locker rooms. Do you approve or disapprove of this corporate practice?

Sample Size: 600

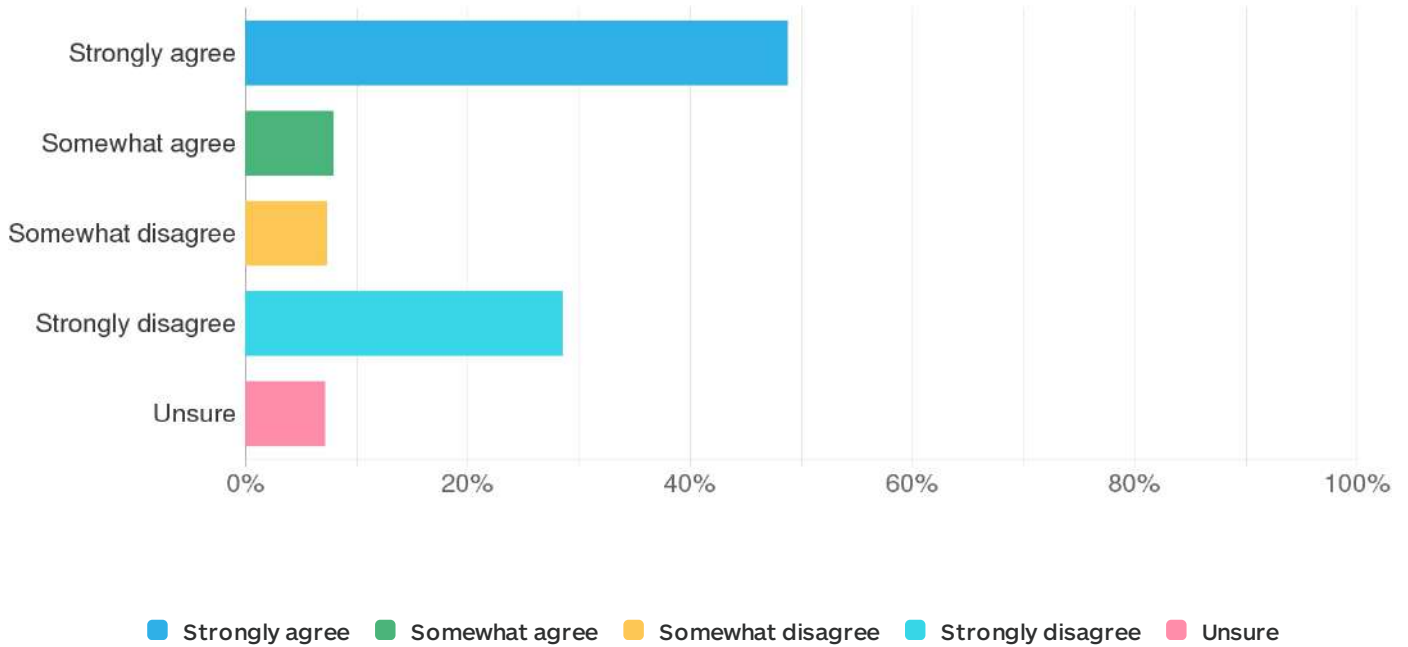


Value	Frequency	Percent
Strongly approve	152	25.32%
Somewhat approve	70	11.67%
Somewhat disapprove	49	8.17%
Strongly disapprove	275	45.91%
Unsure or No opinion	54	8.92%
Total	600	100%

Q10: Noem Corporate Threats

Do you agree or disagree that Governor Kristi Noem should stand up to corporate threats and boycotts to ensure that legislation is passed that would restrict people who were born male, but who now identify as female from playing on women's sports teams and sharing private facilities like bathrooms and locker room?

Sample Size: 600

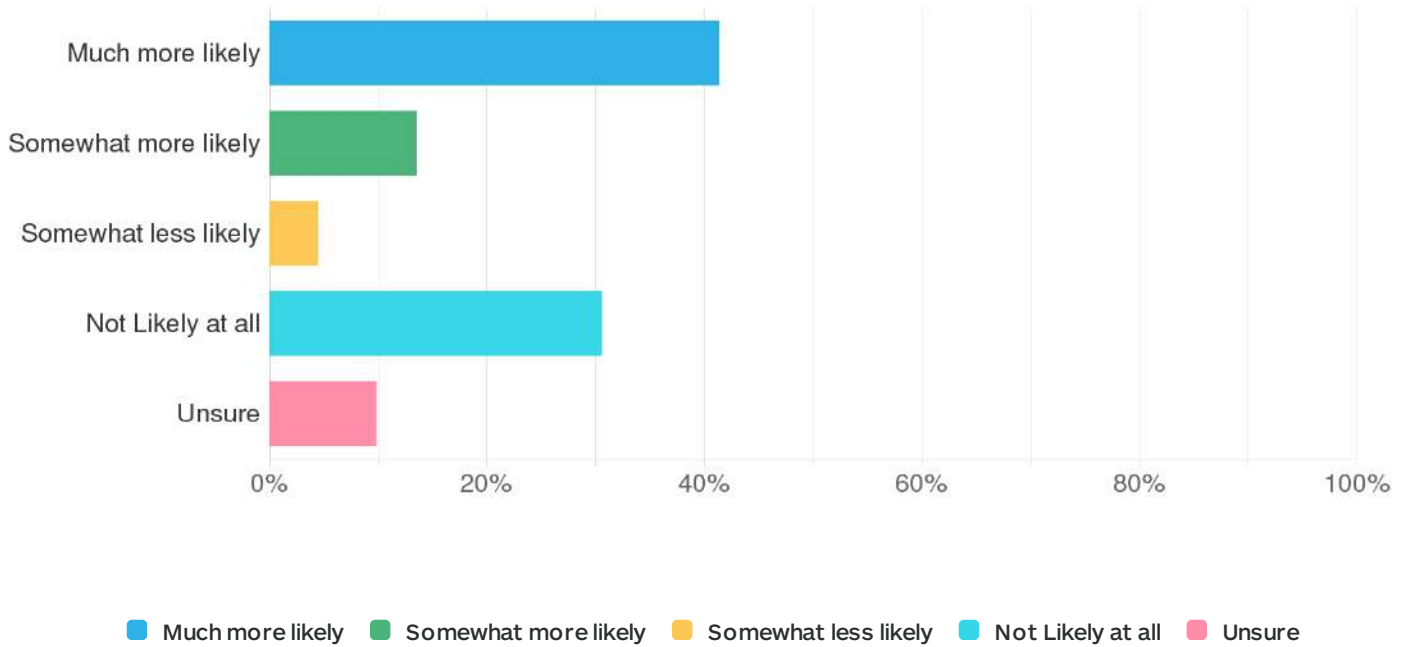


Value	Frequency	Percent
Strongly agree	293	48.84%
Somewhat agree	48	7.97%
Somewhat disagree	44	7.38%
Strongly disagree	171	28.57%
Unsure	43	7.24%
Total	600	100%

Q11: Private Space Protection

If South Dakota passed legislation protecting private spaces and athletic opportunities for women and girls, and Gov. Kristi Noem stood up against these corporations that were threatening to stage boycotts or levy other economic consequences, would that make you more or less likely to support Governor Kristi Noem?

Sample Size: 600

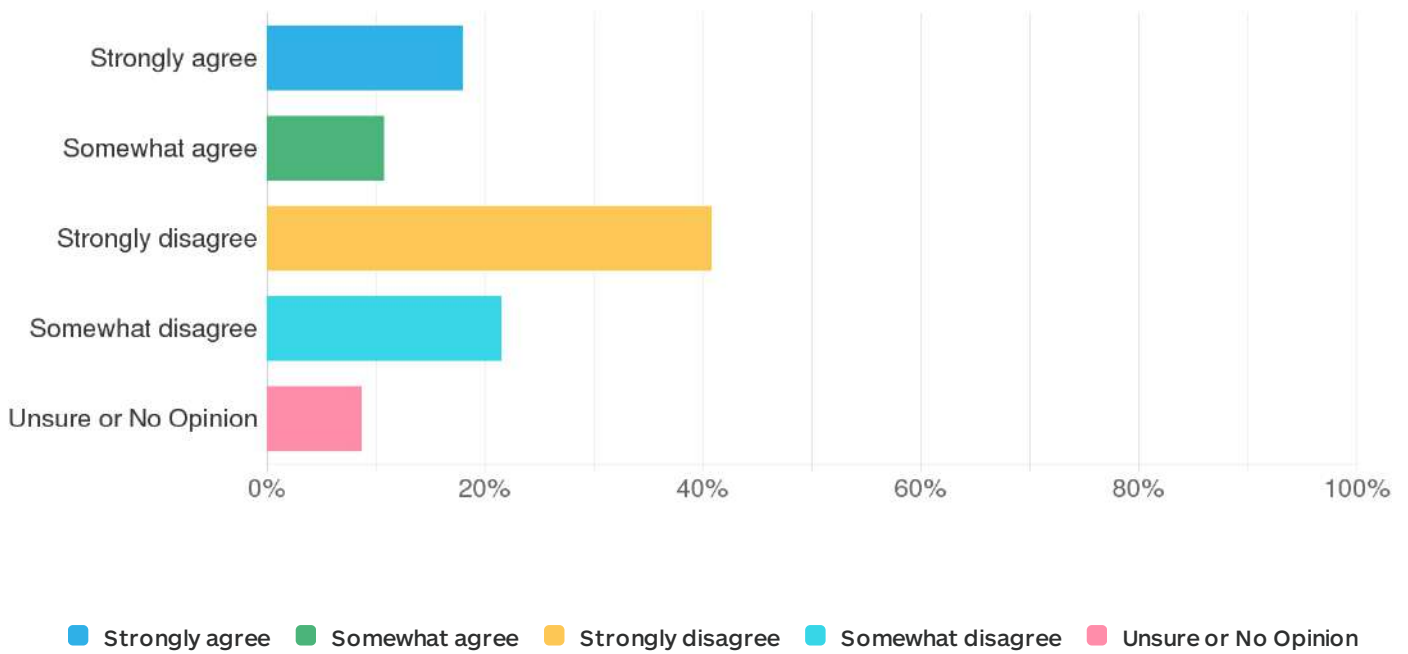


Value	Frequency	Percent
Much more likely	248	41.4%
Somewhat more likely	81	13.52%
Somewhat less likely	27	4.56%
Not Likely at all	184	30.64%
Unsure	59	9.88%
Total	600	100%

Q12: Female Changing Rooms

Someone who was born male but identifies as a woman should be allowed to use female changing rooms where women and girls are changing and/or showering.

Sample Size: 600

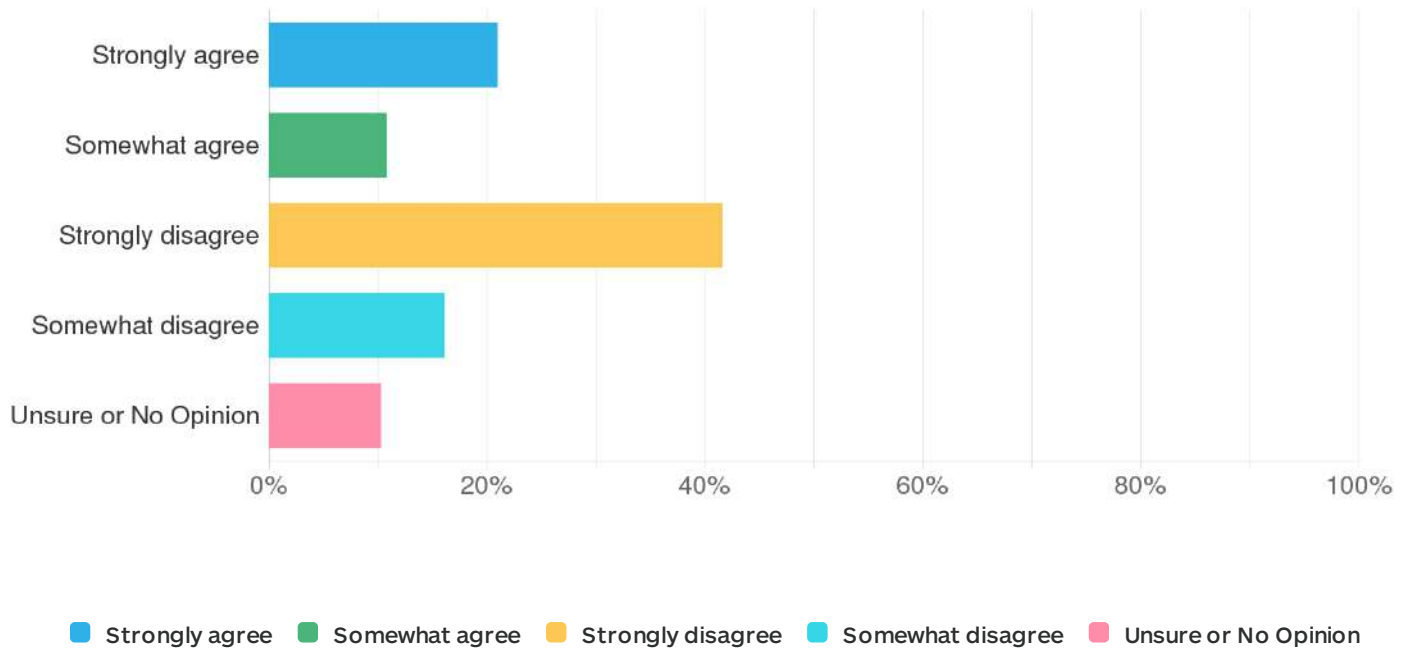


Value	Frequency	Percent
Strongly agree	108	18.03%
Somewhat agree	65	10.81%
Strongly disagree	245	40.85%
Somewhat disagree	129	21.58%
Unsure or No Opinion	52	8.73%
Total	600	100%

Q13: Women's Prison

Someone who was born male but identifies as a woman commits a crime and is sentenced to prison should serve their sentence in a women's prison, and be allowed to share a cell with a woman.

Sample Size: 600

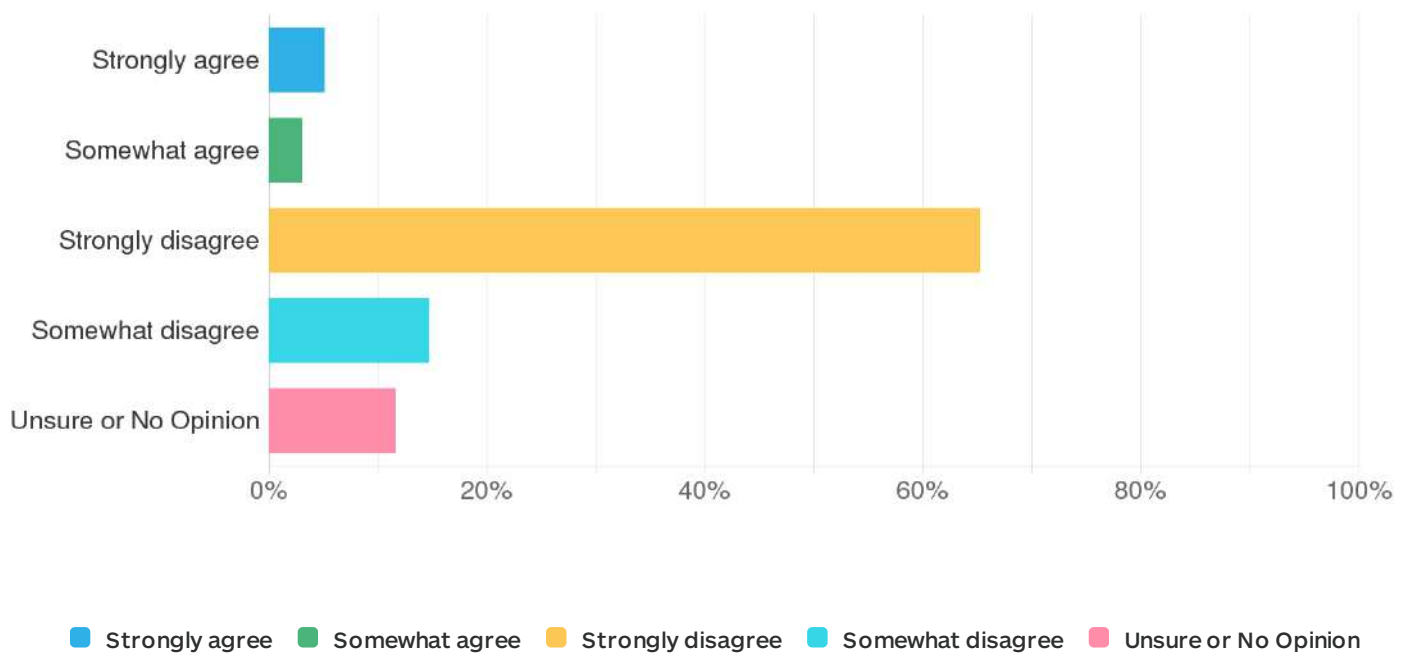


Value	Frequency	Percent
Strongly agree	126	21.01%
Somewhat agree	65	10.84%
Strongly disagree	250	41.61%
Somewhat disagree	97	16.19%
Unsure or No Opinion	62	10.35%
Total	600	100%

Q14: Sex Offenders Prison

Do you think men who are sex offenders or domestic abusers should be allowed to serve their sentences in a women’s prison, and be allowed to share a cell with a woman?

Sample Size: 600

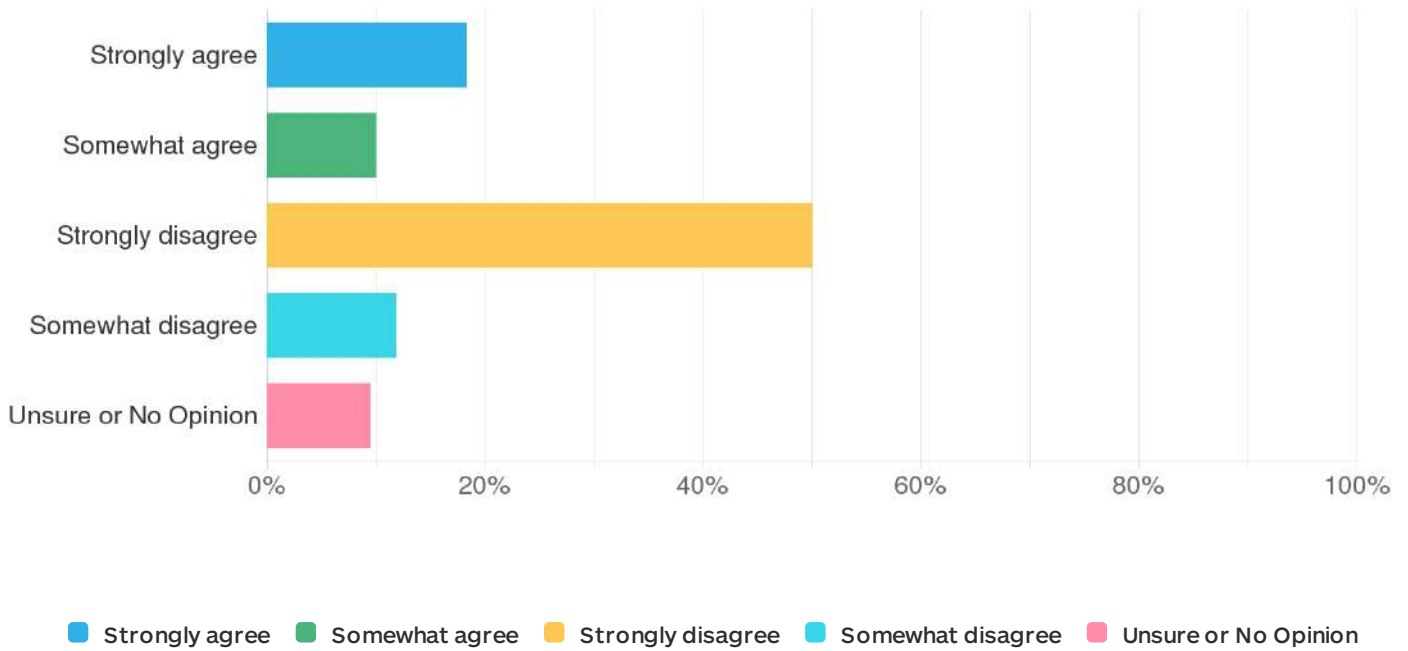


Value	Frequency	Percent
Strongly agree	31	5.12%
Somewhat agree	19	3.14%
Strongly disagree	392	65.3%
Somewhat disagree	89	14.76%
Unsure or No Opinion	70	11.68%
Total	600	100%

Q15: Homeless Shelters

Someone who was born male but identifies as a woman should be admitted to women-only homeless or domestic violence shelters where there may be communal sleeping or showering areas.

Sample Size: 600

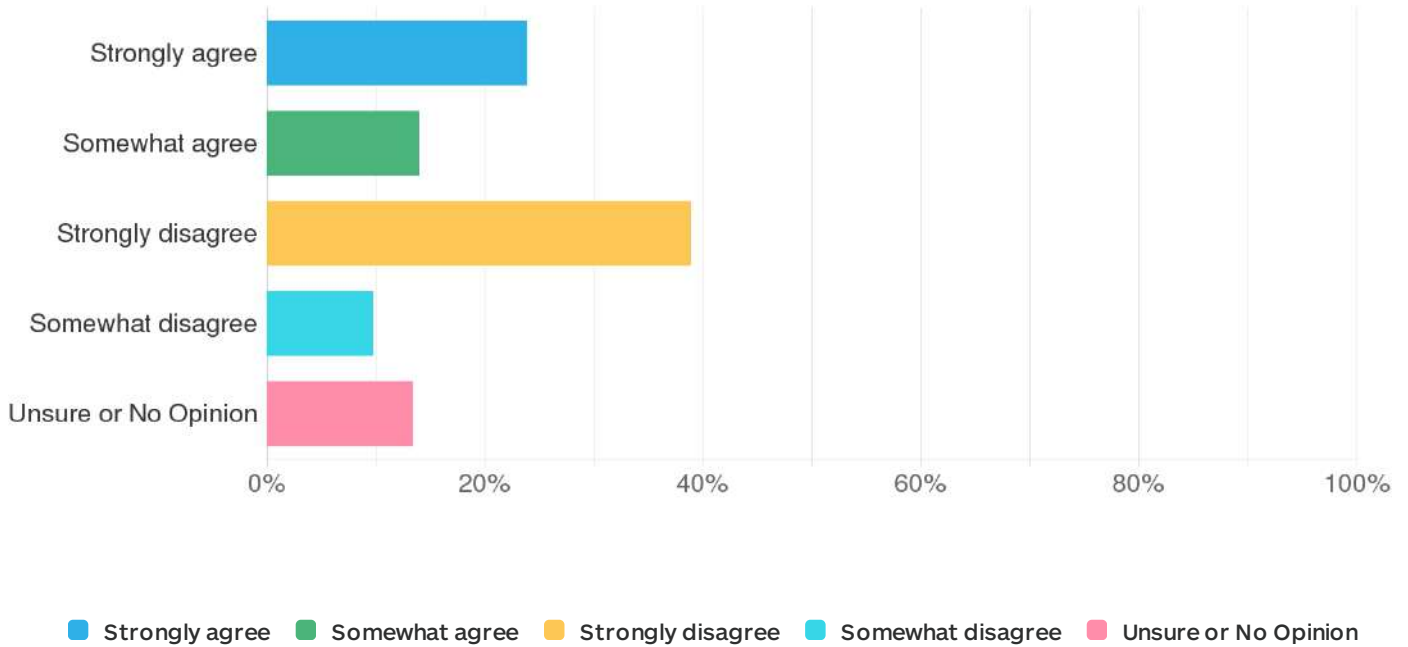


Value	Frequency	Percent
Strongly agree	110	18.36%
Somewhat agree	60	10.07%
Strongly disagree	301	50.1%
Somewhat disagree	71	11.91%
Unsure or No Opinion	57	9.56%
Total	600	100%

Q16: Female Healthcare Provider

Currently, women can request a female healthcare provider when undergoing intimate medical examinations or procedures. A doctor or nurse who was born male but identifies female should have the right to be considered female and perform these examinations if a female patient has requested a female practitioner?

Sample Size: 600

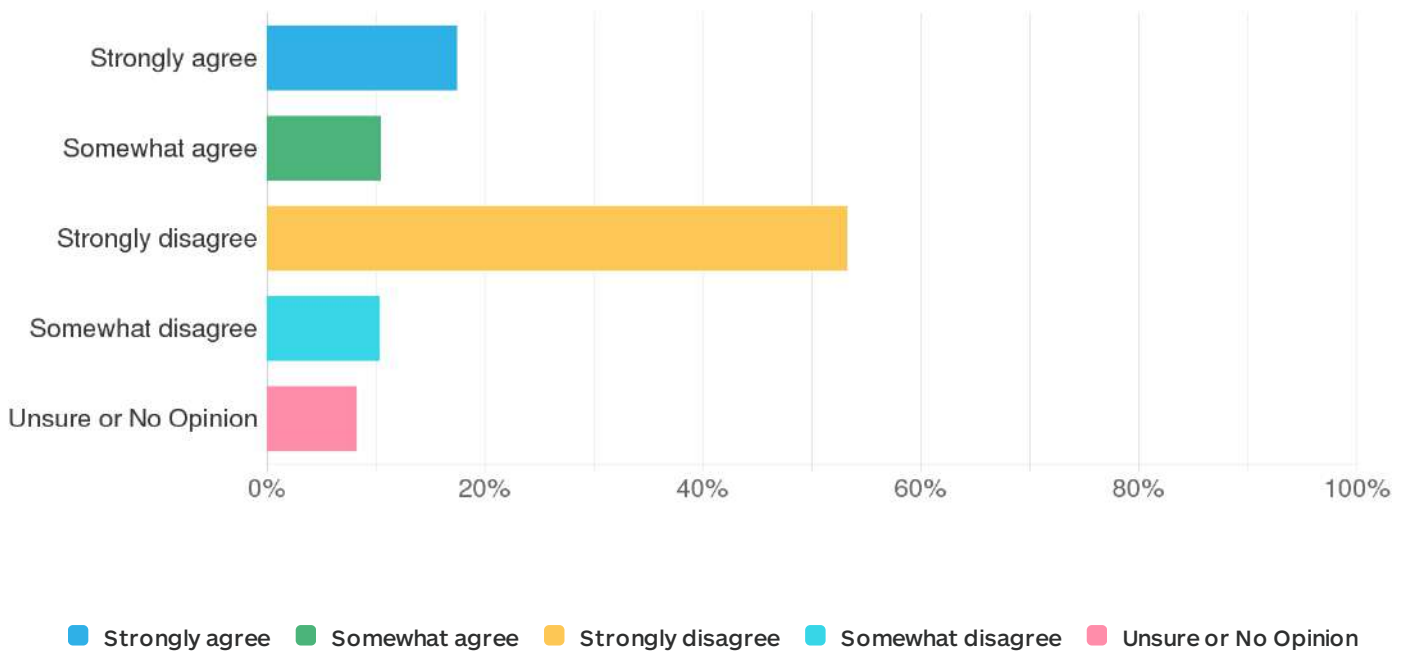


Value	Frequency	Percent
Strongly agree	143	23.88%
Somewhat agree	84	13.97%
Strongly disagree	233	38.89%
Somewhat disagree	59	9.79%
Unsure or No Opinion	81	13.46%
Total	600	100%

Q17: Women's Athletics

Should boys and men who say they identify as transgender be allowed to compete in girls' and women's athletics?

Sample Size: 600

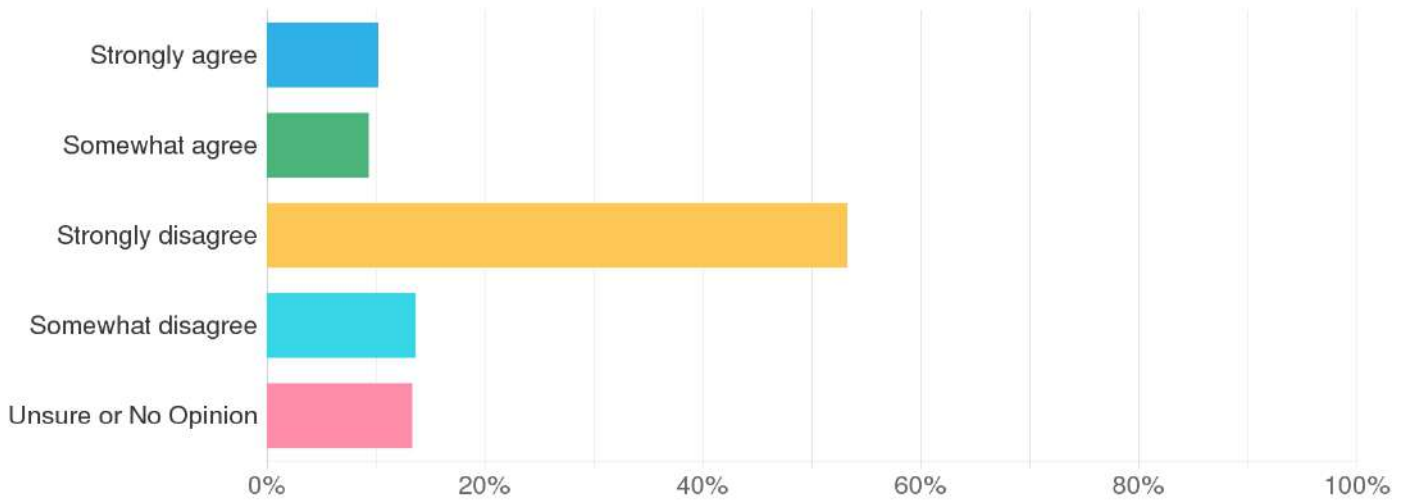


Value	Frequency	Percent
Strongly agree	105	17.53%
Somewhat agree	63	10.45%
Strongly disagree	320	53.31%
Somewhat disagree	63	10.42%
Unsure or No Opinion	50	8.29%
Total	600	100%

Q18: Cosmetic Surgeries

Should children who say they identify as transgender be allowed to undergo cosmetic surgeries to resemble the opposite sex or take off-label medications and hormones that can make them sterile while they are under the age of 18?

Sample Size: 600



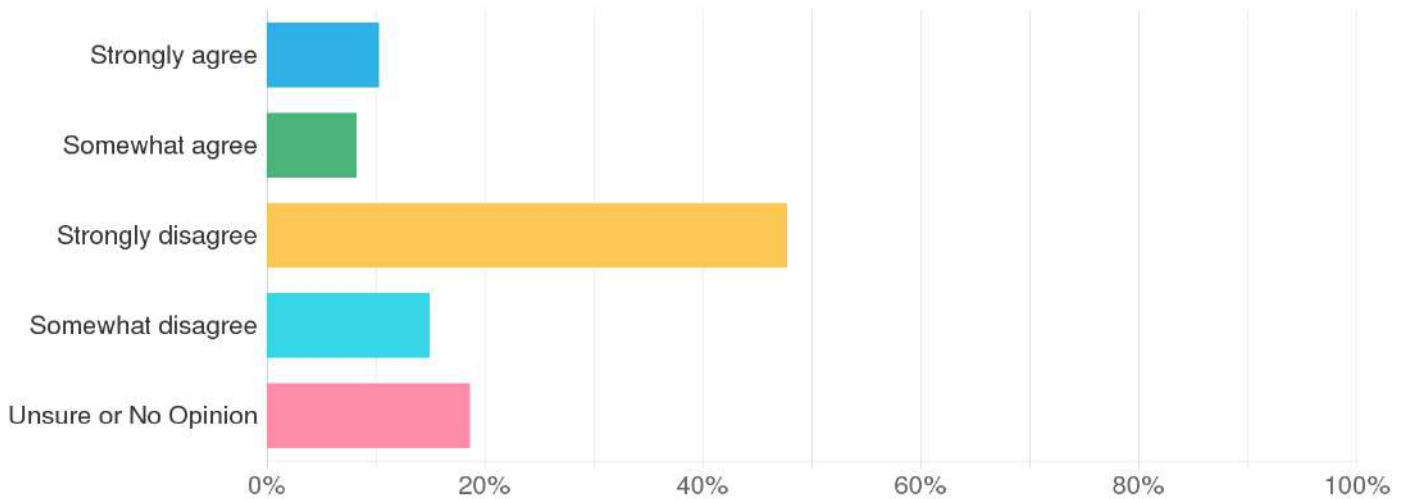
Strongly agree Somewhat agree Strongly disagree Somewhat disagree Unsure or No Opinion

Value	Frequency	Percent
Strongly agree	62	10.25%
Somewhat agree	56	9.37%
Strongly disagree	320	53.3%
Somewhat disagree	82	13.69%
Unsure or No Opinion	80	13.38%
Total	600	100%

Q19: Surgery Custody

Do you think that parents should lose custody for refusing to allow trans-identified minor children to undergo cosmetic surgeries to resemble the opposite sex or take off-label medications and hormones that can make them sterile?

Sample Size: 600



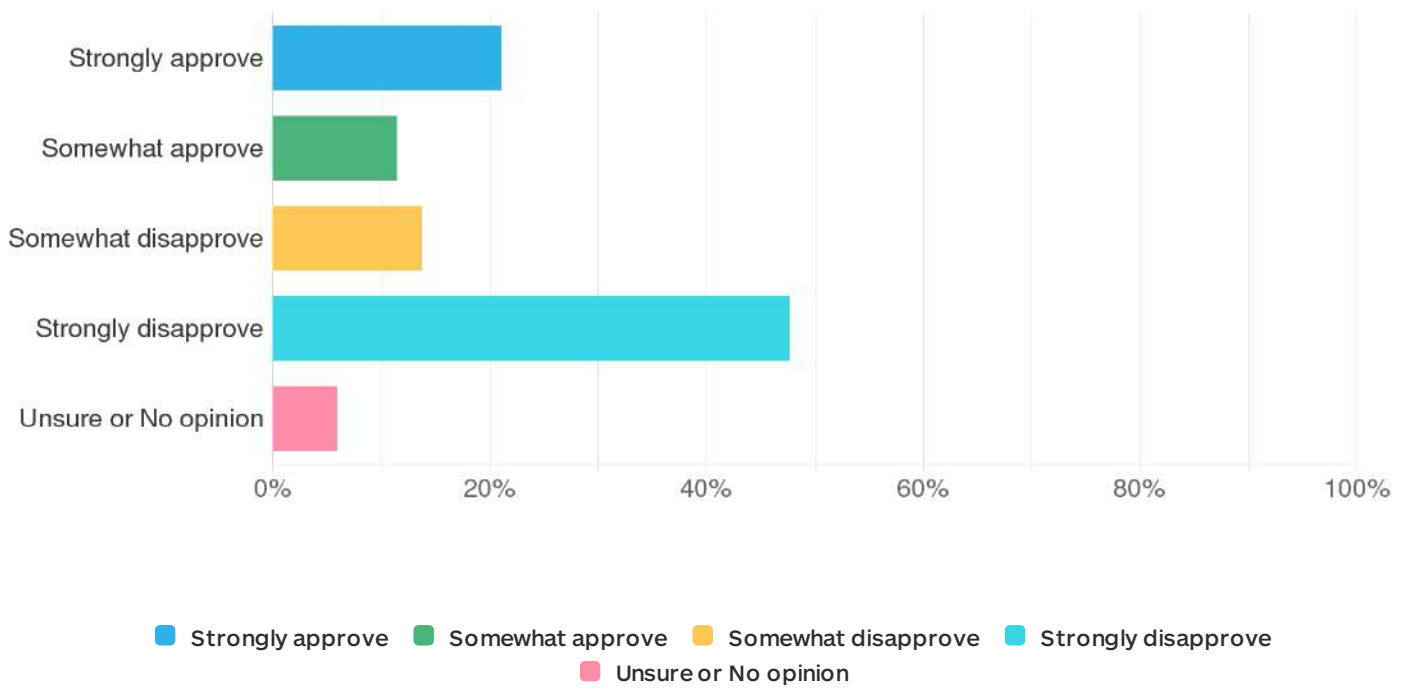
Strongly agree Somewhat agree Strongly disagree Somewhat disagree Unsure or No Opinion

Value	Frequency	Percent
Strongly agree	62	10.29%
Somewhat agree	50	8.26%
Strongly disagree	286	47.73%
Somewhat disagree	90	15.03%
Unsure or No Opinion	112	18.69%
Total	600	100%

Q20: Biden Soldier Order

Do you approve of President Joe Biden’s recent Executive Order allowing male soldiers to identify as female, and shower, change, and bunk, with female soldiers in shared facilities?

Sample Size: 600

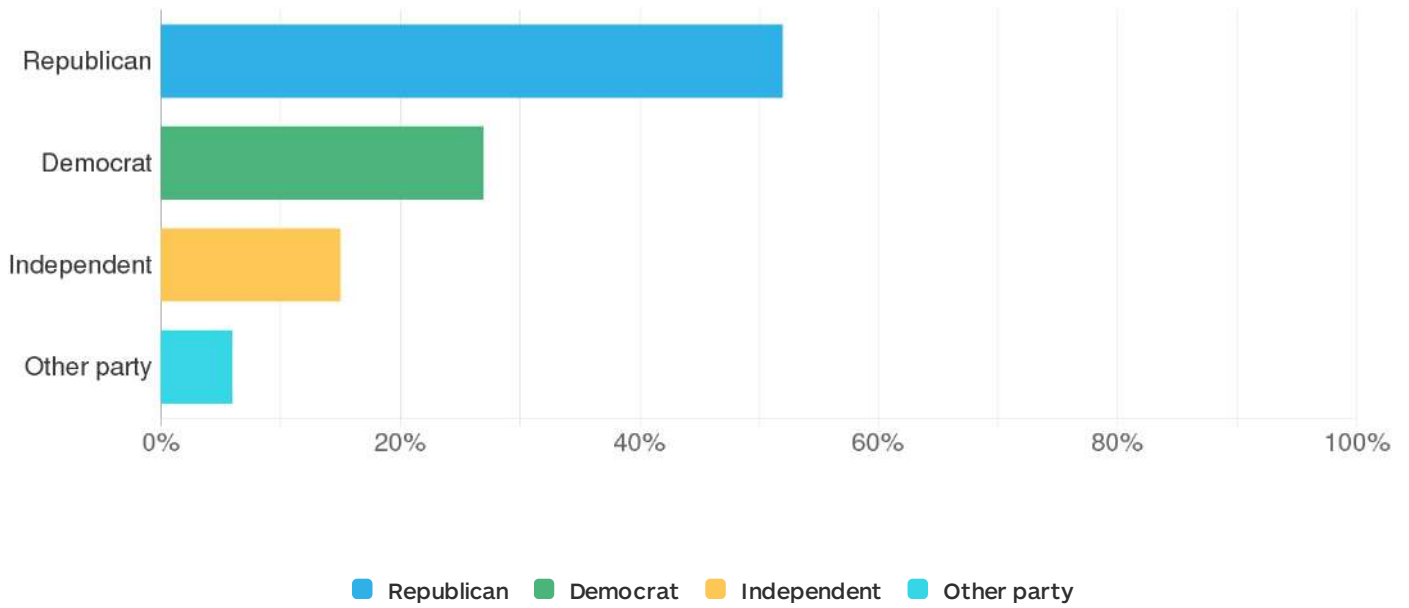


Value	Frequency	Percent
Strongly approve	127	21.16%
Somewhat approve	69	11.48%
Somewhat disapprove	82	13.71%
Strongly disapprove	286	47.66%
Unsure or No opinion	36	5.99%
Total	600	100%

Q21: Registered Party

Are you a registered Republican, Democrat or Independent?

Sample Size: 600

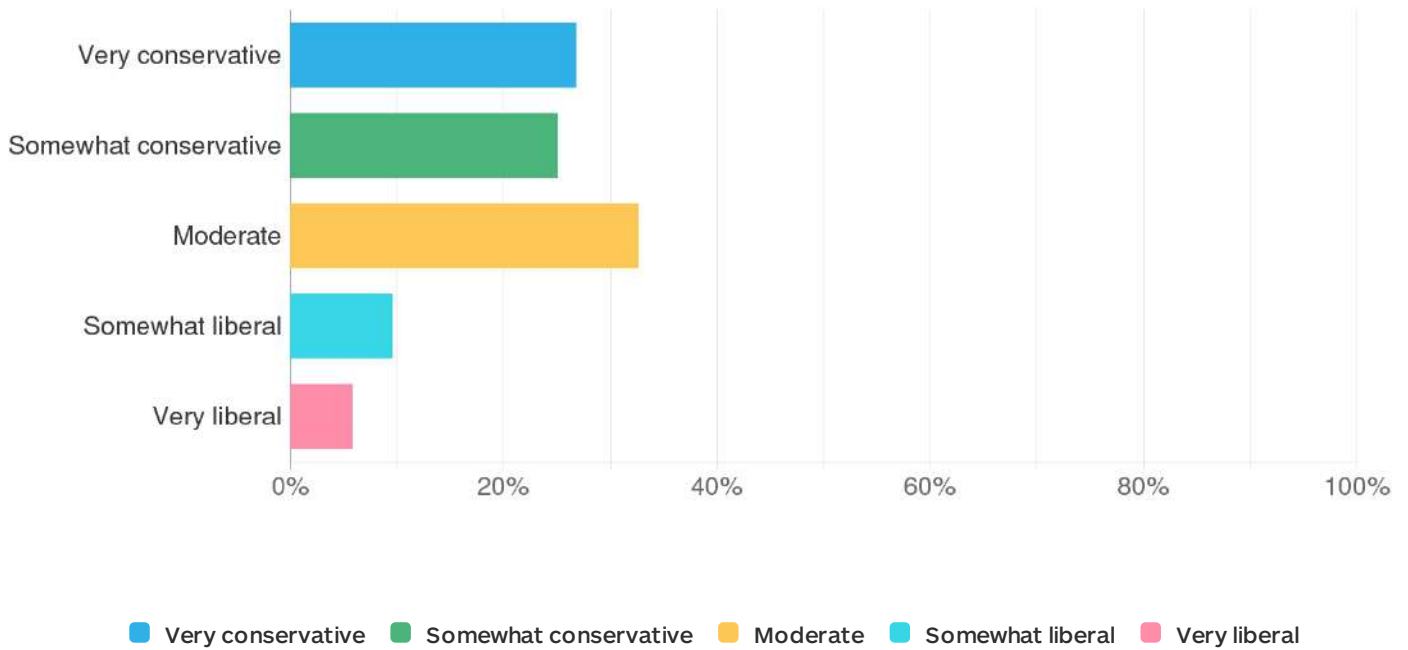


Value	Frequency	Percent
Republican	312	52%
Democrat	162	27%
Independent	90	15%
Other party	36	6%
Total	600	100%

Q22: Ideology

What is your political ideology?

Sample Size: 600

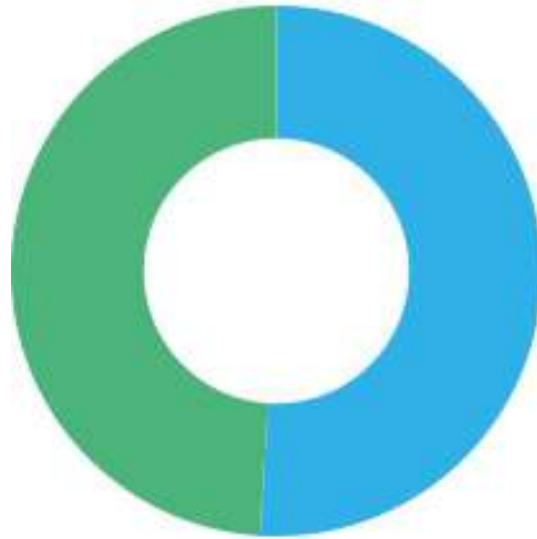


Value	Frequency	Percent
Very conservative	161	26.85%
Somewhat conservative	150	25.04%
Moderate	196	32.7%
Somewhat liberal	57	9.56%
Very liberal	35	5.85%
Total	600	100%

Q23: Gender

What is your sex?

Sample Size: 600



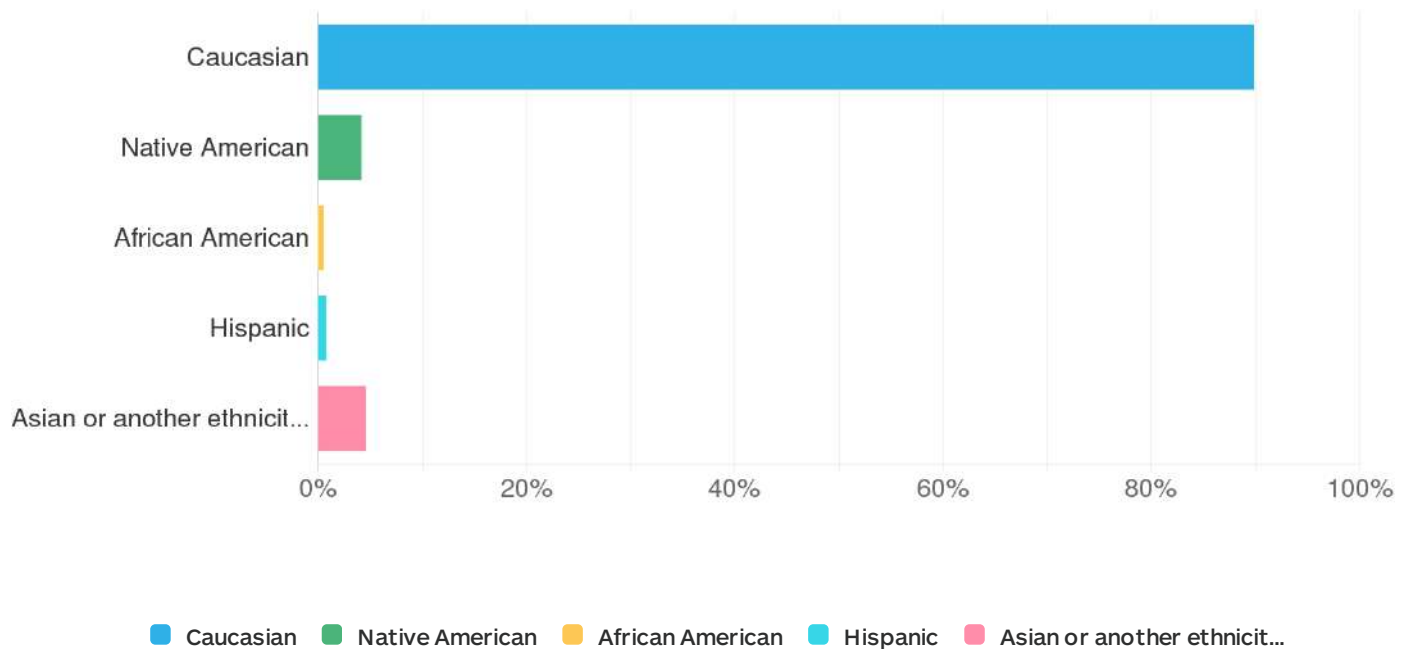
■ Male ■ Female

Value	Frequency	Percent
Male	306	51%
Female	294	49%
Total	600	100%

Q24: Ethnicity

What is your ethnicity?

Sample Size: 600

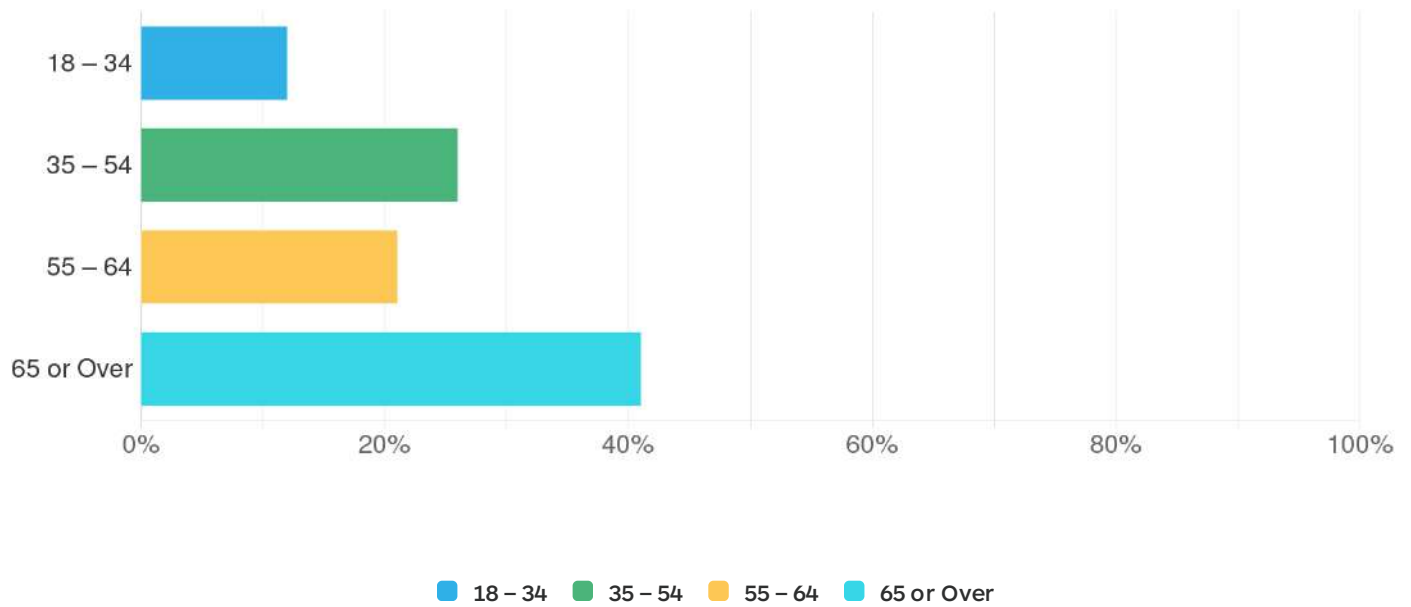


Value	Frequency	Percent
Caucasian	539	89.83%
Native American	25	4.2%
African American	3	0.58%
Hispanic	5	0.78%
Asian or another ethnicity	28	4.62%
Total	600	100%

Q25: Age

What is your age?

Sample Size: 600

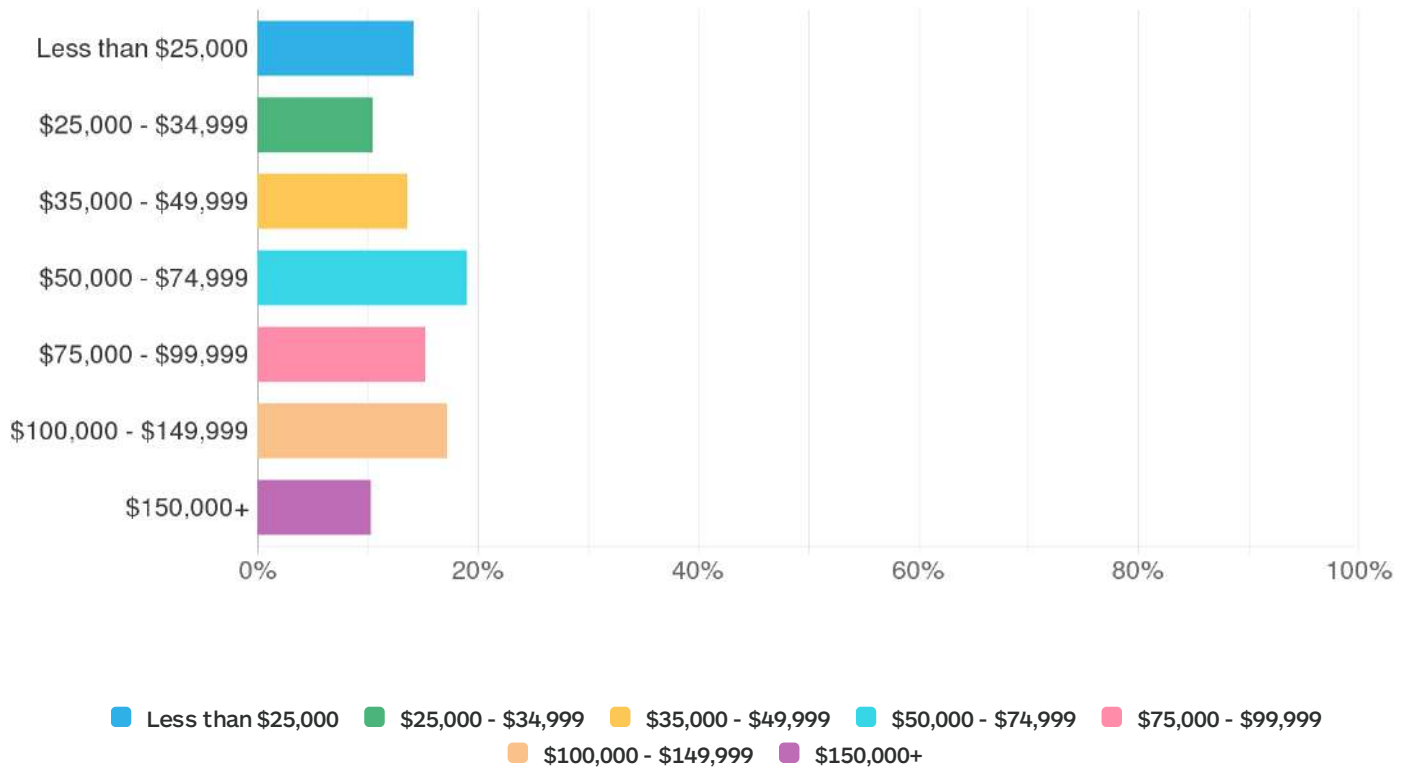


Value	Frequency	Percent
18 - 34	72	12%
35 - 54	156	26%
55 - 64	126	21%
65 or Over	246	41%
Total	600	100%

Q26: HHIncome

What is your annual household income?

Sample Size: 600



Value	Frequency	Percent
Less than \$25,000	85	14.15%
\$25,000 - \$34,999	63	10.48%
\$35,000 - \$49,999	81	13.57%
\$50,000 - \$74,999	114	19.02%
\$75,000 - \$99,999	91	15.23%
\$100,000 - \$149,999	104	17.26%
\$150,000+	62	10.28%
Total	600	100%