



SPRY Strategies

WoLF West Virginia Public Opinion 2.12.21

Survey Results • 02.12.2021 - 02.13.2021

Performed by Spry Strategies

The WoLF West Virginia Public Opinion Survey was conducted by IVR and Online Mobile Interviews from February 12 - February 13 among a random sample of 700 likely voters. The survey has a margin of error of +/- 4 percentage points. Results are weighted. Some percentages in crosstab reports for this poll may not add to 100% due to rounding.

Q1: Voter Screen

Are you 18 years of age and registered to vote in the state of West Virginia?

Sample Size: 700



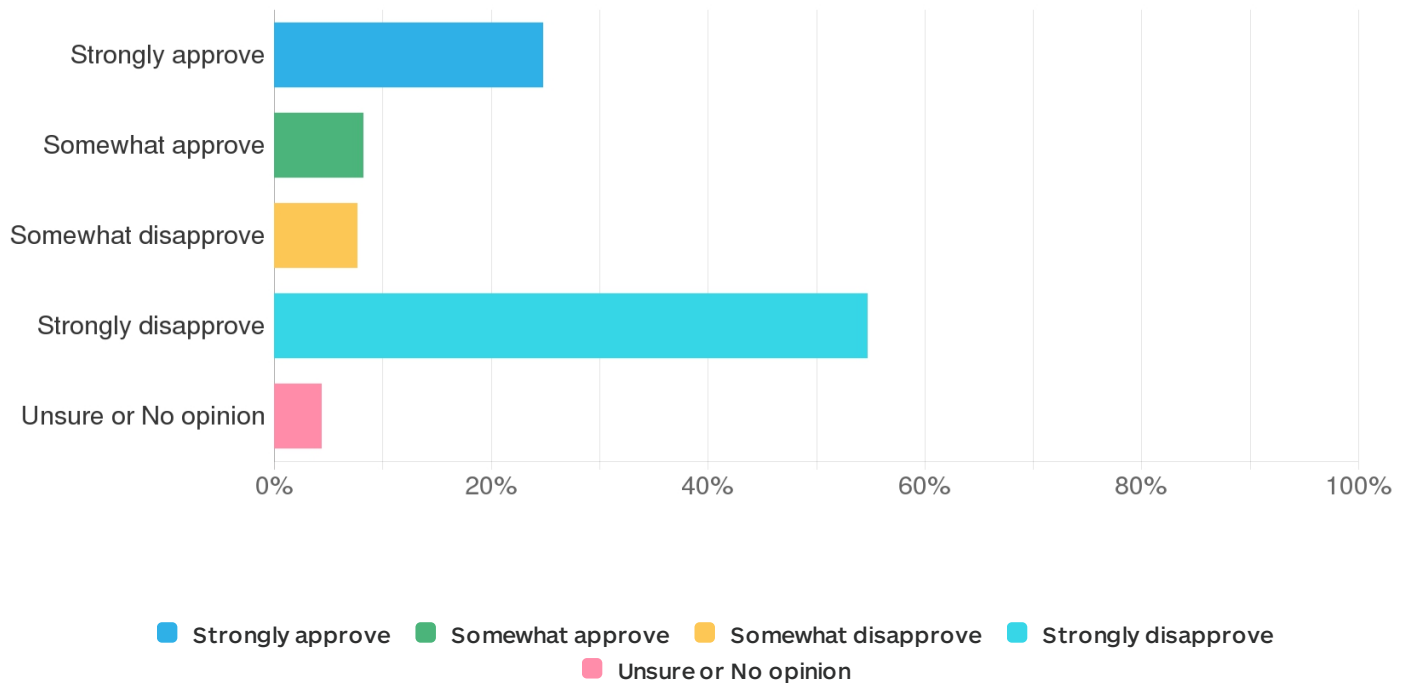
■ Yes ■ No

Value	Frequency	Percent
Yes	700	100%
No	0	0%
Total	700	100%

Q2: Biden Approval

Do you approve or disapprove of the job Joe Biden is doing as President?

Sample Size: 700

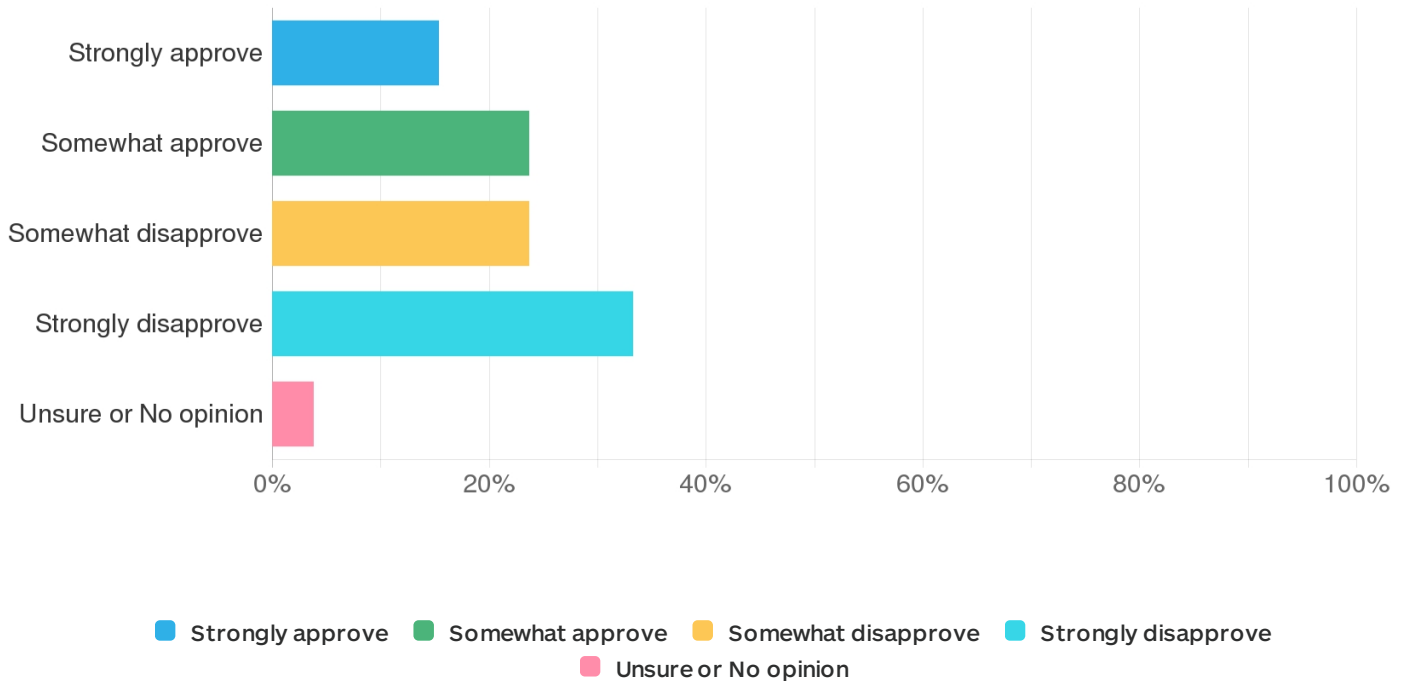


Value	Frequency	Percent
Strongly approve	174	24.86%
Somewhat approve	58	8.29%
Somewhat disapprove	54	7.71%
Strongly disapprove	383	54.71%
Unsure or No opinion	31	4.43%
Total	700	100%

Q3: Manchin Approval

Do you approve or disapprove of the job Joe Manchin is doing as Senator?

Sample Size: 700

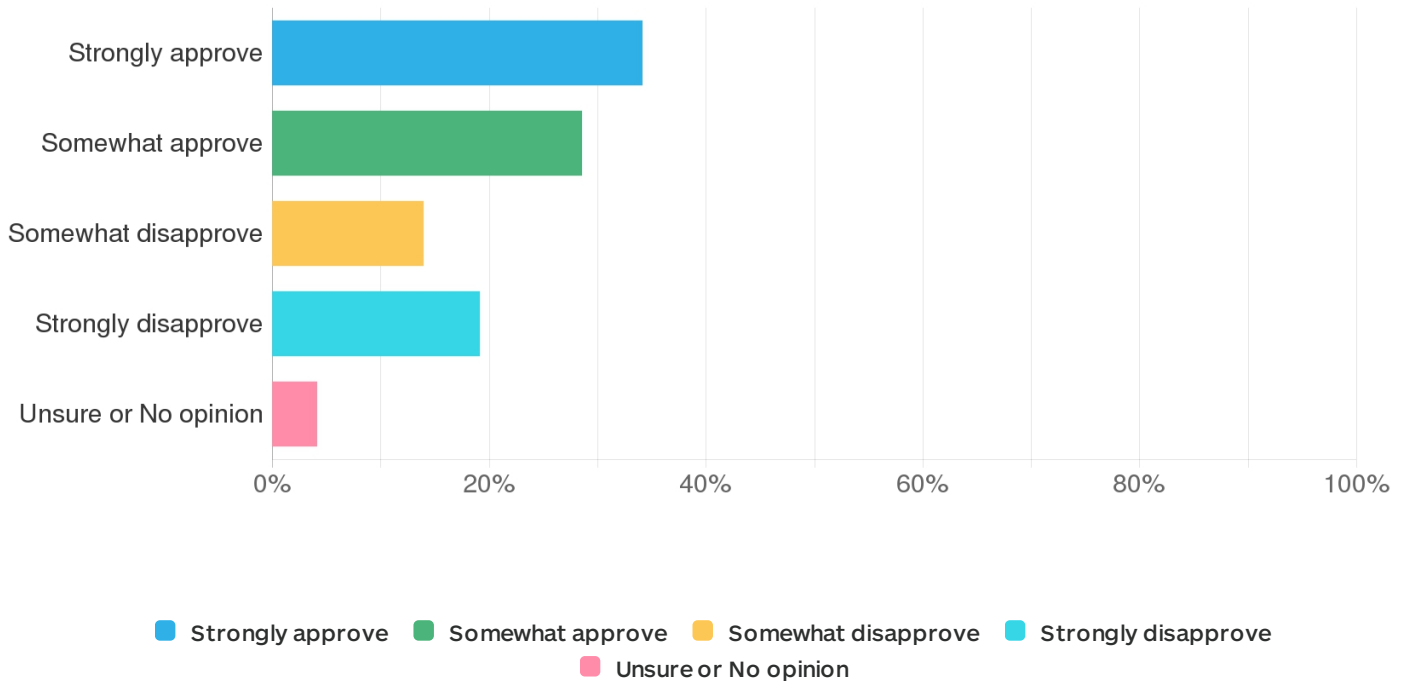


Value	Frequency	Percent
Strongly approve	108	15.43%
Somewhat approve	166	23.71%
Somewhat disapprove	166	23.71%
Strongly disapprove	233	33.29%
Unsure or No opinion	27	3.86%
Total	700	100%

Q4: Capito Approval

Do you approve or disapprove of the job Shelley Moore Capito is doing as Senator?

Sample Size: 700

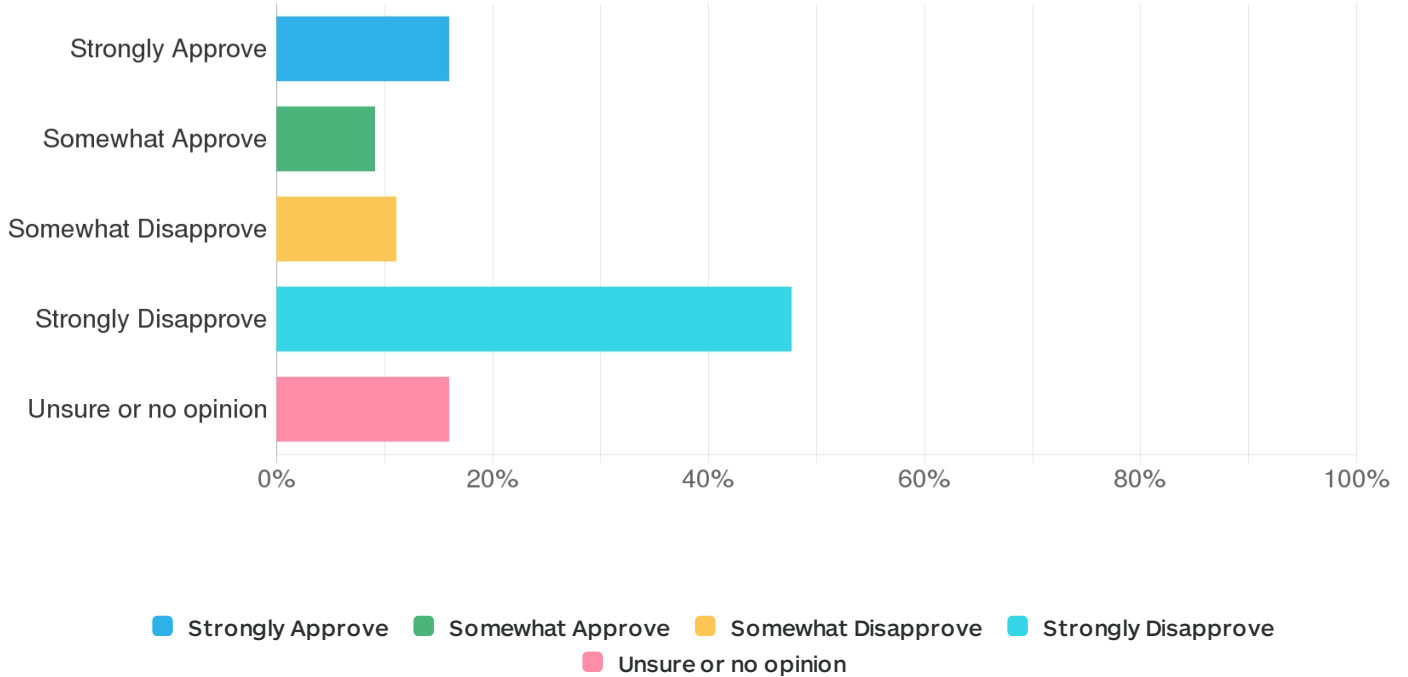


Value	Frequency	Percent
Strongly approve	239	34.14%
Somewhat approve	200	28.57%
Somewhat disapprove	98	14%
Strongly disapprove	134	19.14%
Unsure or No opinion	29	4.14%
Total	700	100%

Q5: Twitter Suspension

As you may be aware, Twitter has been suspending the accounts of users who believe that human beings cannot change sex. These suspensions have included women’s rights campaigners, and charitable organizations that promote traditional, religious family values. Do you approve or disapprove of Twitter’s decision to suspend these accounts?

Sample Size: 700

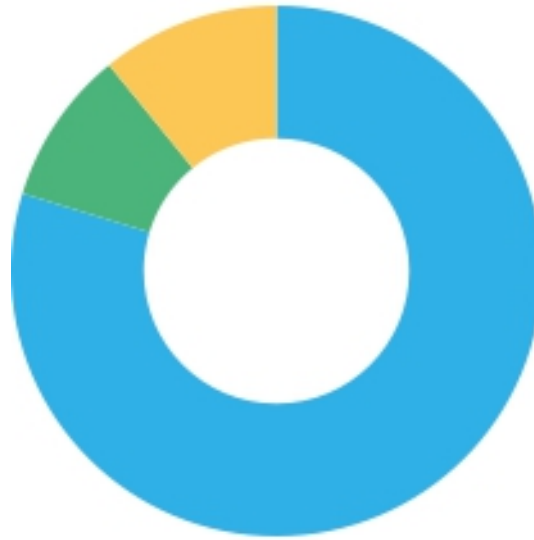


Value	Frequency	Percent
Strongly Approve	112	16%
Somewhat Approve	64	9.14%
Somewhat Disapprove	78	11.14%
Strongly Disapprove	334	47.71%
Unsure or no opinion	112	16%
Total	700	100%

Q6: Employee Fired

Should employees generally be allowed to express spiritual or personal convictions outside of the workplace without getting fired?

Sample Size: 700



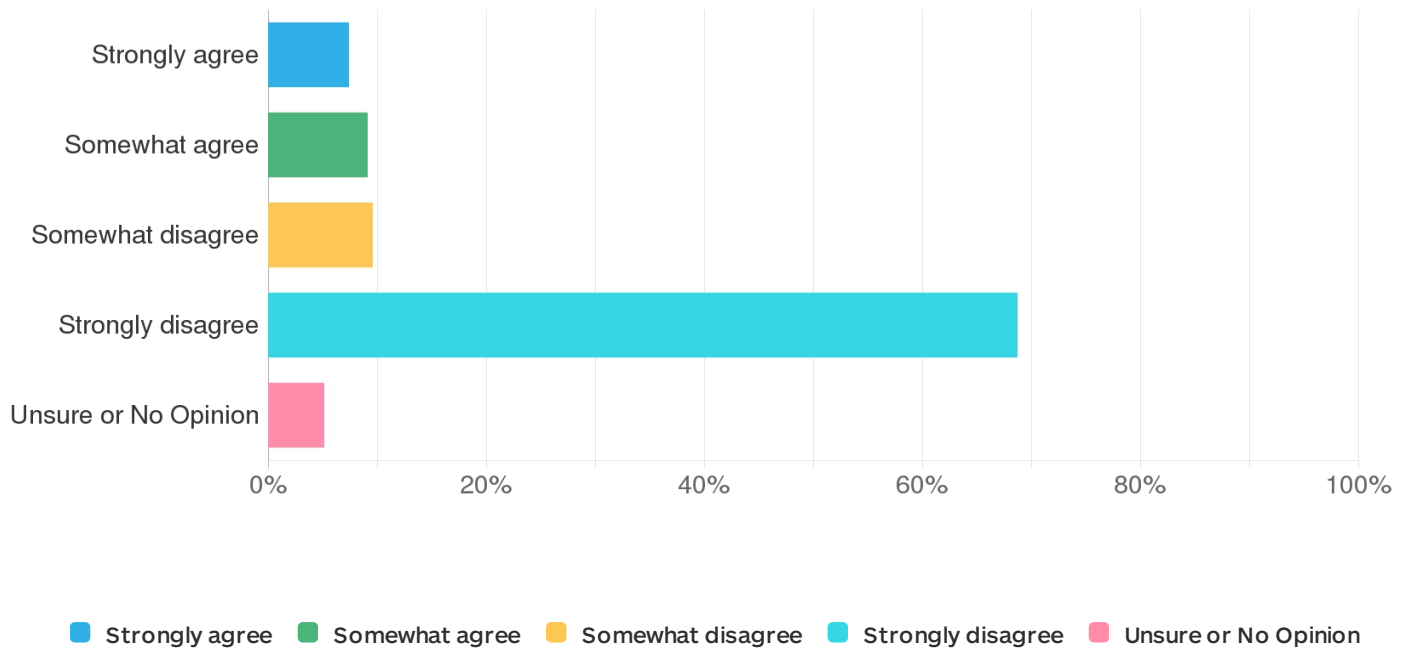
■ Yes ■ No ■ Unsure or no opinion

Value	Frequency	Percent
Yes	558	79.71%
No	66	9.43%
Unsure or no opinion	76	10.86%
Total	700	100%

Q7: Female Changing Rooms

Someone who was born male but identifies as a woman should be allowed to use female changing rooms where women and girls are changing and/or showering.

Sample Size: 700

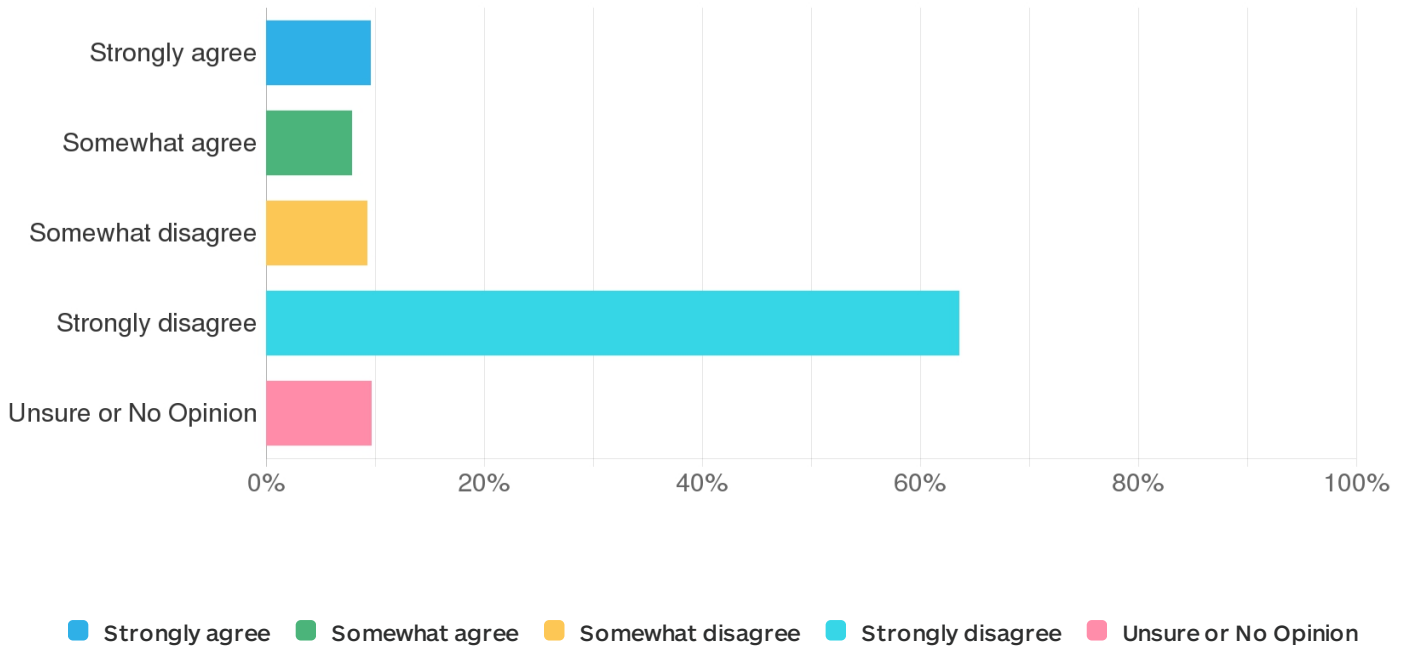


Value	Frequency	Percent
Strongly agree	52	7.43%
Somewhat agree	64	9.14%
Somewhat disagree	67	9.57%
Strongly disagree	481	68.71%
Unsure or No Opinion	36	5.14%
Total	700	100%

Q8: Women's Prison

Someone who was born male but identifies as a woman that is sentenced to prison should serve their sentence in a women's prison; sharing a cell with a woman.

Sample Size: 700

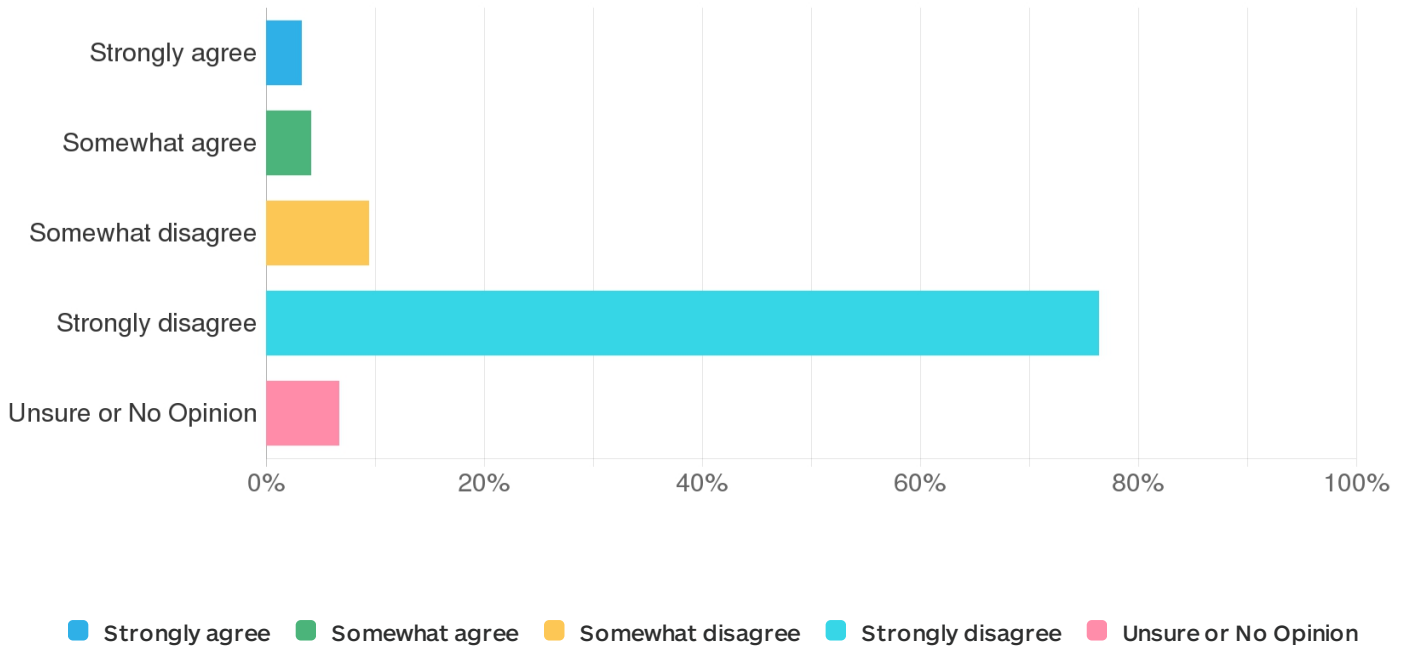


Value	Frequency	Percent
Strongly agree	67	9.57%
Somewhat agree	55	7.86%
Somewhat disagree	65	9.29%
Strongly disagree	445	63.57%
Unsure or No Opinion	68	9.71%
Total	700	100%

Q9: Sex Offenders Prison

Someone who was born male but identifies as a woman who is a sex offender or domestic abuser should be allowed to serve their sentence in a women’s prison, and be allowed to share a cell with a woman.

Sample Size: 700

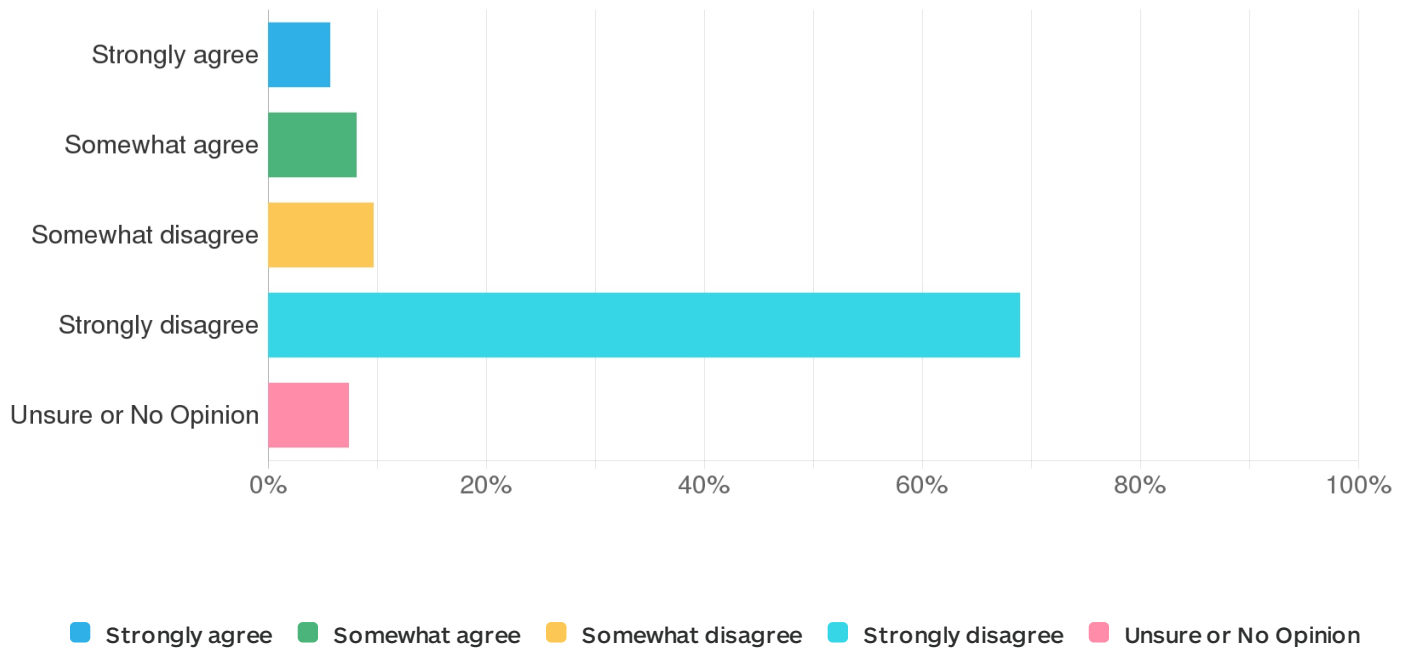


Value	Frequency	Percent
Strongly agree	23	3.29%
Somewhat agree	29	4.14%
Somewhat disagree	66	9.43%
Strongly disagree	535	76.43%
Unsure or No Opinion	47	6.71%
Total	700	100%

Q10: Homeless Shelters

Someone who was born male but identifies as a woman should be admitted to women-only homeless or domestic violence shelters where there may be communal sleeping or showering areas.

Sample Size: 700

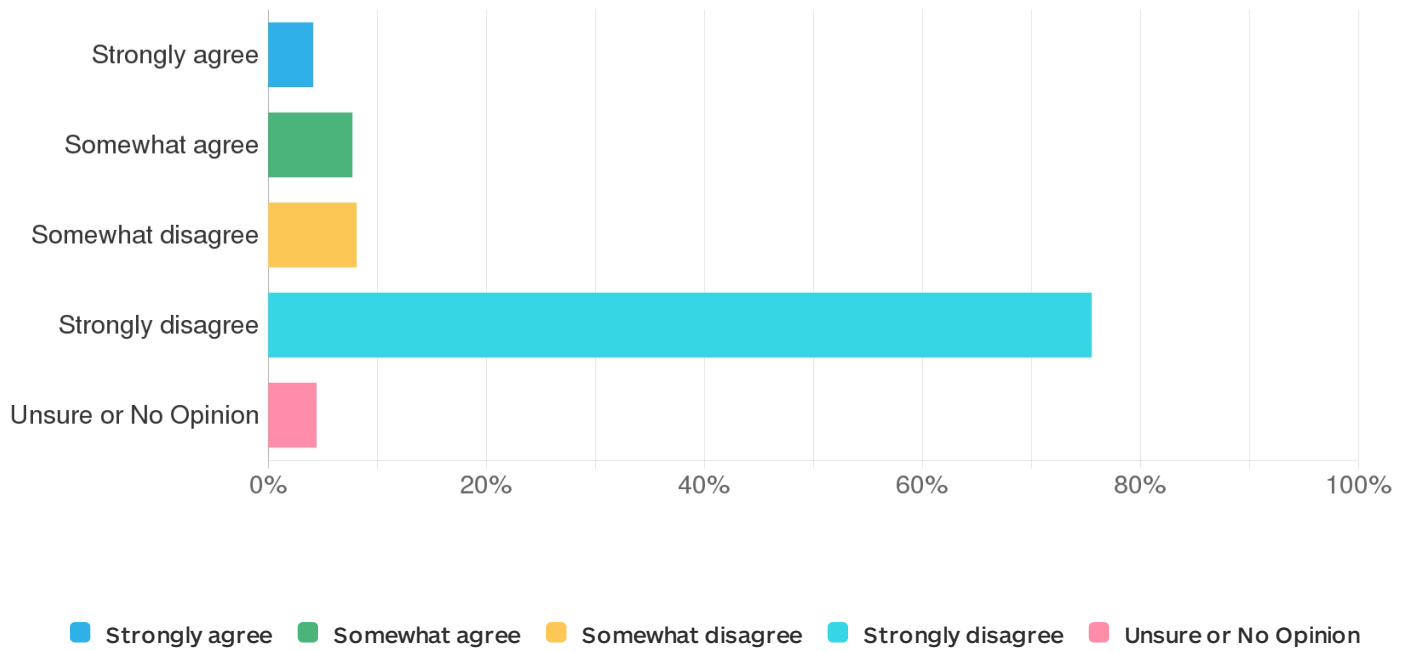


Value	Frequency	Percent
Strongly agree	40	5.71%
Somewhat agree	57	8.14%
Somewhat disagree	68	9.71%
Strongly disagree	483	69%
Unsure or No Opinion	52	7.43%
Total	700	100%

Q11: Women's Athletics

Someone who was born male but identifies as a woman should be allowed to compete in girls' or women's athletics.

Sample Size: 700

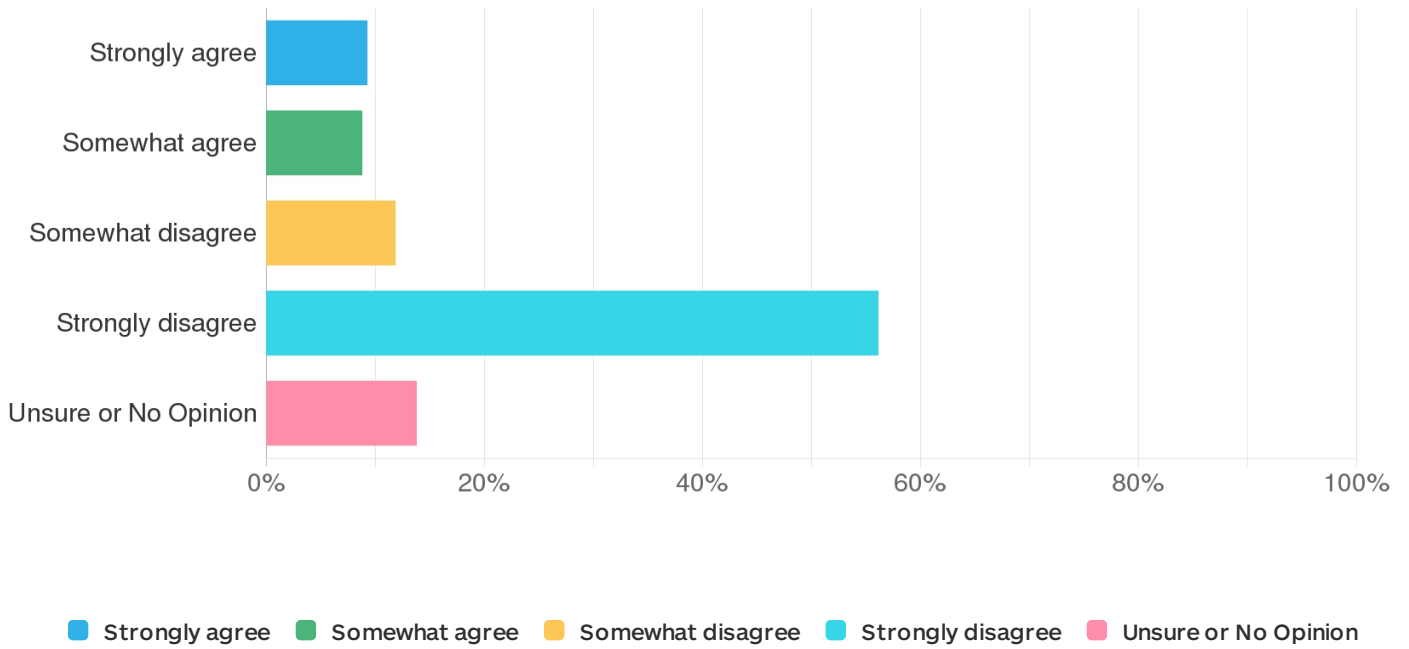


Value	Frequency	Percent
Strongly agree	29	4.14%
Somewhat agree	54	7.71%
Somewhat disagree	57	8.14%
Strongly disagree	529	75.57%
Unsure or No Opinion	31	4.43%
Total	700	100%

Q12: Female Healthcare Provider

If women request a female healthcare provider when undergoing intimate medical examinations or procedures, it is acceptable for the facility to assign a doctor or nurse that was born male but identifies as a female.

Sample Size: 700

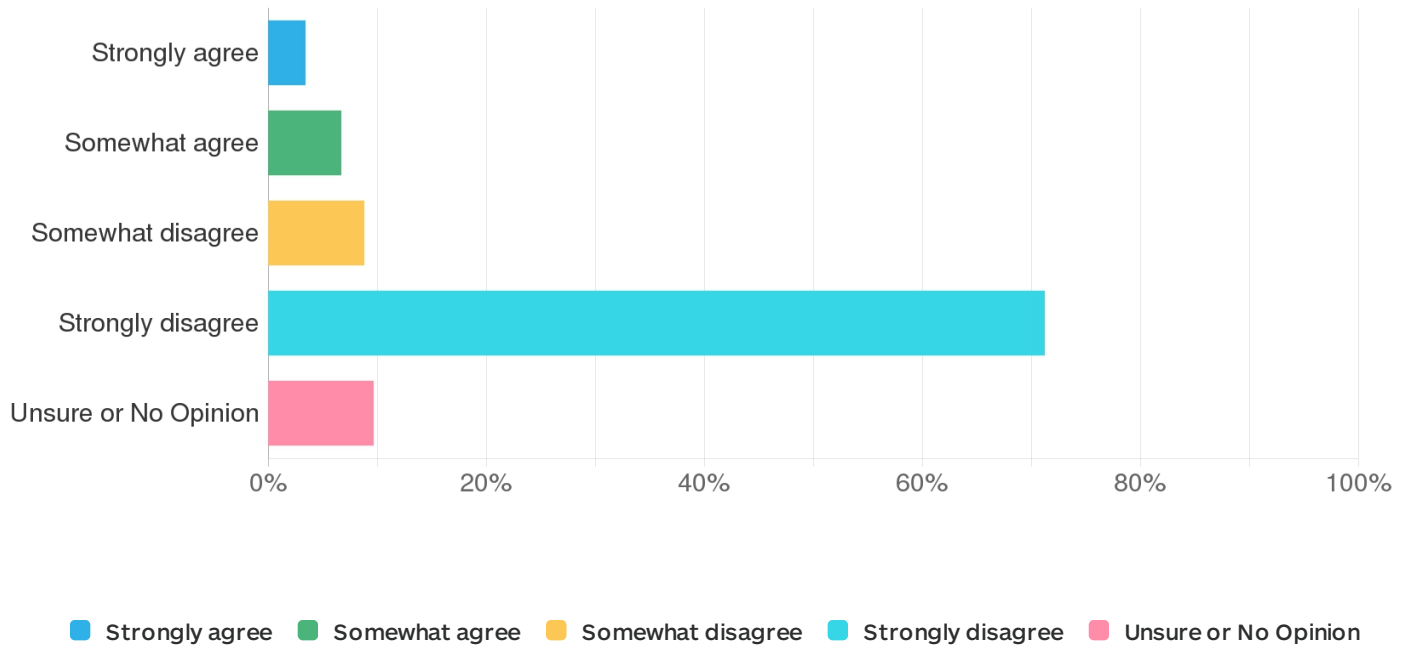


Value	Frequency	Percent
Strongly agree	65	9.29%
Somewhat agree	62	8.86%
Somewhat disagree	83	11.86%
Strongly disagree	393	56.14%
Unsure or No Opinion	97	13.86%
Total	700	100%

Q13: Cosmetic Surgeries

Do you agree or disagree that children who say they identify as transgender should be allowed to undergo cosmetic surgeries to resemble the opposite sex or take off-label medications and hormones that can make them sterile while they are under the age of 18?

Sample Size: 700

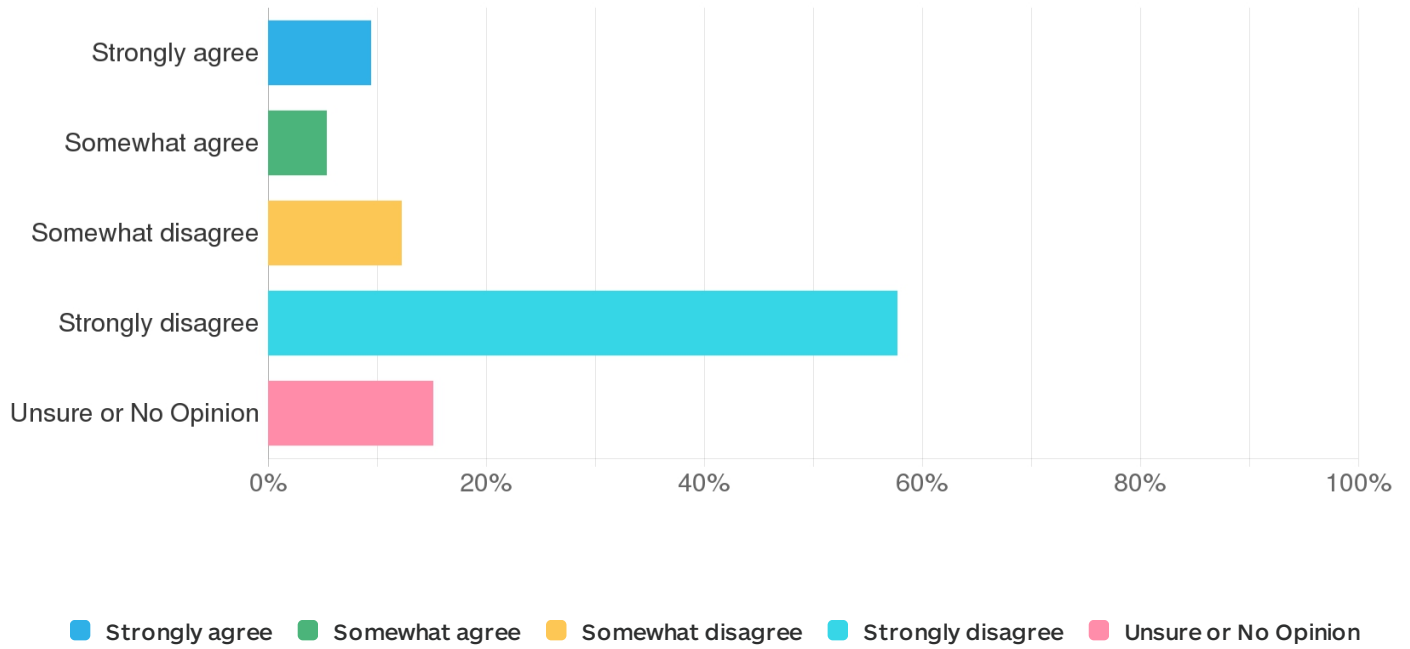


Value	Frequency	Percent
Strongly agree	24	3.43%
Somewhat agree	47	6.71%
Somewhat disagree	62	8.86%
Strongly disagree	499	71.29%
Unsure or No Opinion	68	9.71%
Total	700	100%

Q14: Surgery Custody

Do you agree or disagree that parents should lose custody on grounds of medical abuse or neglect, for refusing to allow trans-identified children, who are under the age of 18, to undergo cosmetic surgeries to resemble the opposite sex or take off-label medications and hormones that can make them sterile?

Sample Size: 700

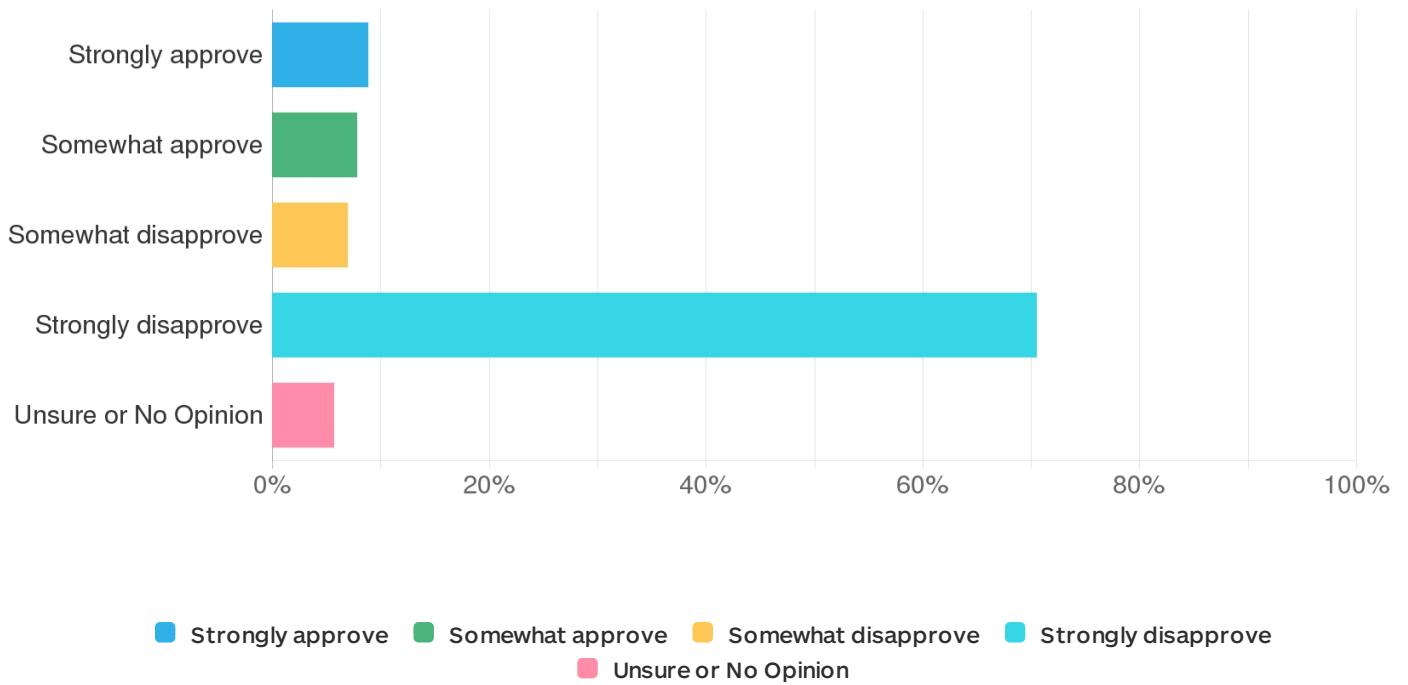


Value	Frequency	Percent
Strongly agree	66	9.43%
Somewhat agree	38	5.43%
Somewhat disagree	86	12.29%
Strongly disagree	404	57.71%
Unsure or No Opinion	106	15.14%
Total	700	100%

Q15: Biden Soldier Order

Do you approve or disapprove of President Joe Biden's recent Executive Order allowing soldiers who were born male but identify as female to shower, change, and bunk with female soldiers in shared facilities?

Sample Size: 700



Value	Frequency	Percent
Strongly approve	62	8.86%
Somewhat approve	55	7.86%
Somewhat disapprove	49	7%
Strongly disapprove	494	70.57%
Unsure or No Opinion	40	5.71%
Total	700	100%

Q16: Capito Support

Senator Capito recently sponsored a bill to prevent male high school and college athletes from competing against women and girls, even if they identify as female. Does this make you more or less likely to support her in the future?

Sample Size: 700



More likely Less likely No change

Value	Frequency	Percent
More likely	400	57.14%
Less likely	128	18.29%
No change	172	24.57%
Total	700	100%

Q17: Manchin Support

If Senator Joe Manchin sponsored a bill to prevent male high school and college athletes from competing against women and girls even if they identify as female, would that make you more or less likely to support him in the future?

Sample Size: 700



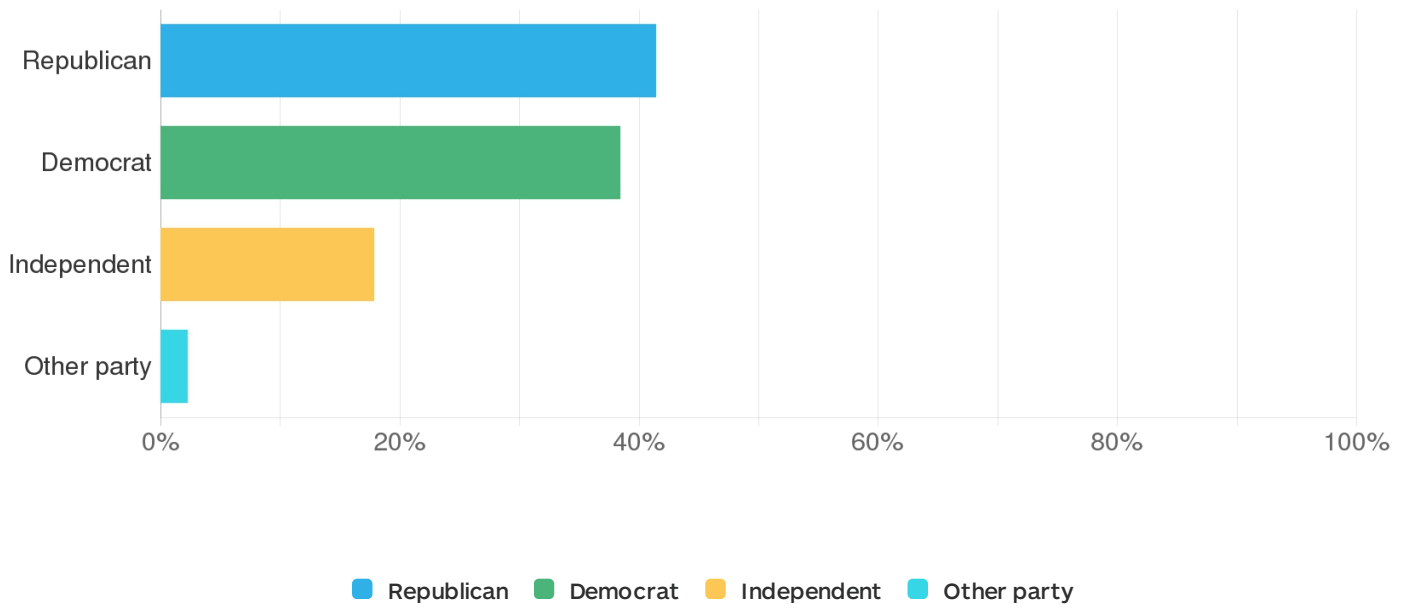
More likely Less likely No change

Value	Frequency	Percent
More likely	309	44.14%
Less likely	177	25.29%
No change	214	30.57%
Total	700	100%

Q18: Registered Party

Are you a registered Republican, Democrat or Independent?

Sample Size: 700

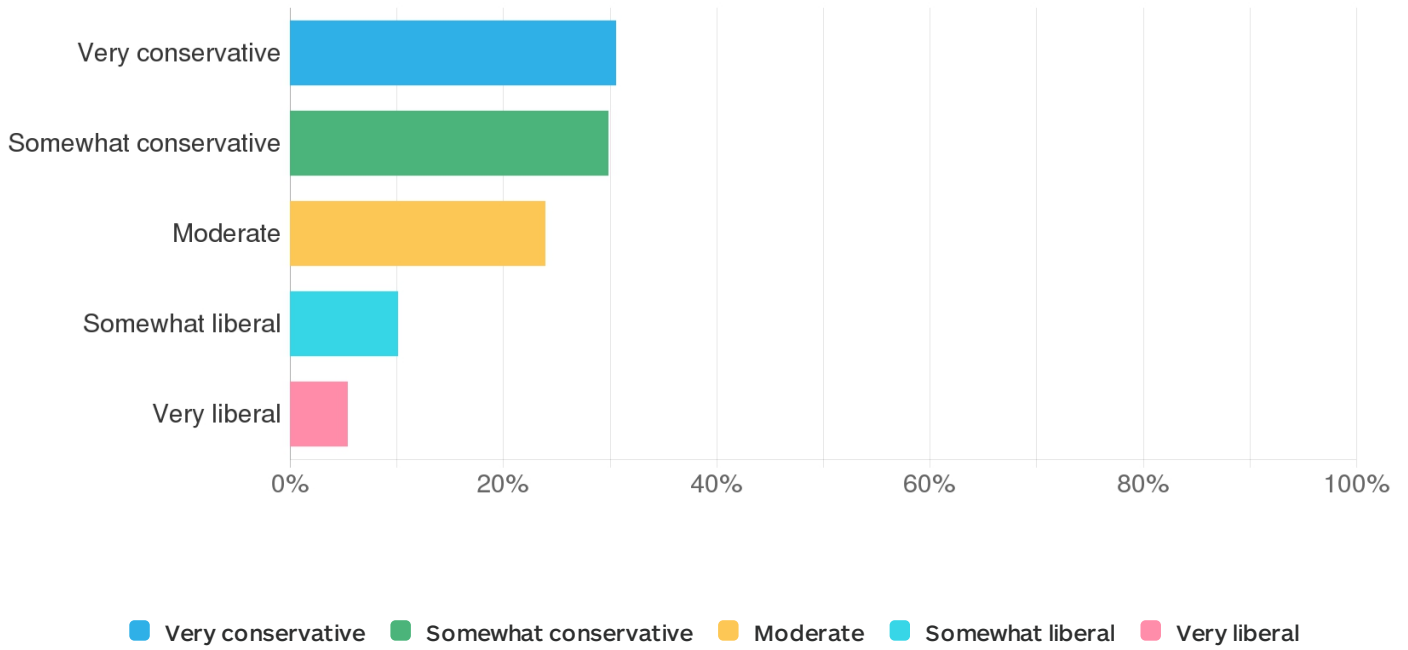


Value	Frequency	Percent
Republican	290	41.43%
Democrat	269	38.43%
Independent	125	17.86%
Other party	16	2.29%
Total	700	100%

Q19: Ideology

What is your political ideology?

Sample Size: 700



Value	Frequency	Percent
Very conservative	214	30.57%
Somewhat conservative	209	29.86%
Moderate	168	24%
Somewhat liberal	71	10.14%
Very liberal	38	5.43%
Total	700	100%

Q20: Gender

What is your sex?

Sample Size: 700



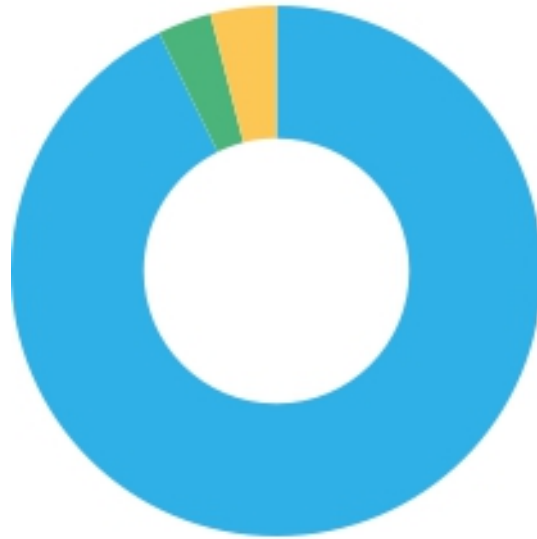
■ Male ■ Female

Value	Frequency	Percent
Male	350	50%
Female	350	50%
Total	700	100%

Q21: Ethnicity

What is your ethnicity?

Sample Size: 700



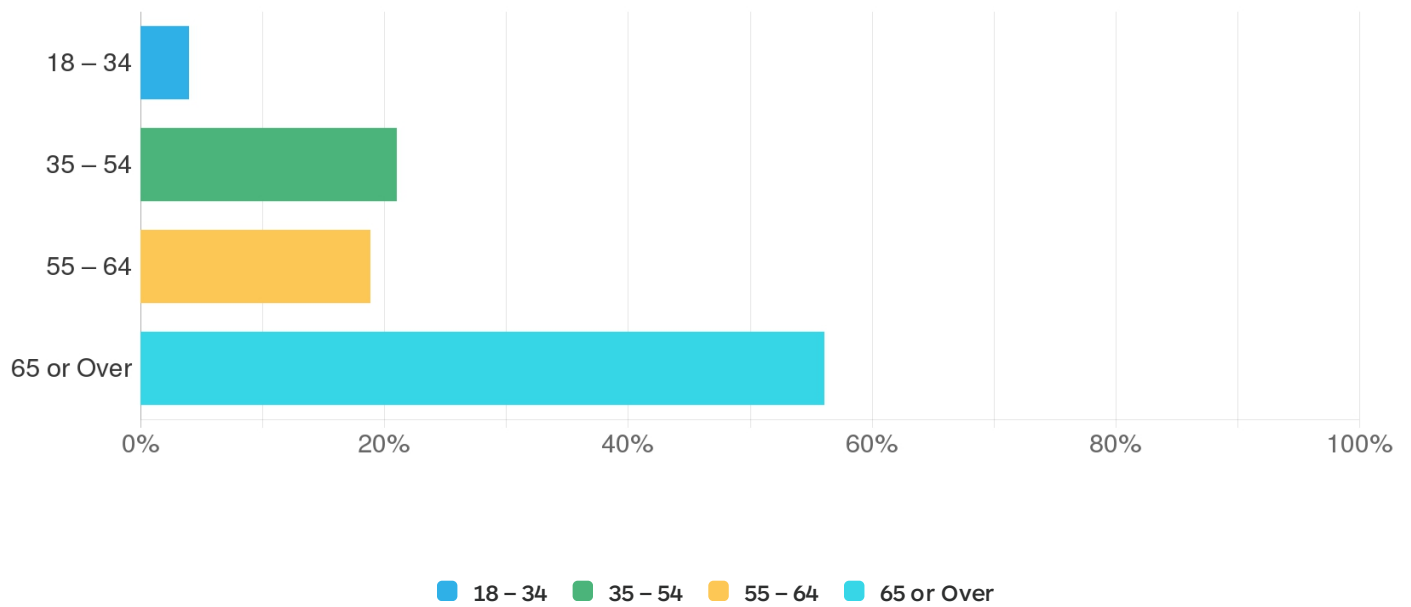
■ Caucasian ■ African American ■ Hispanic or another ethnicity

Value	Frequency	Percent
Caucasian	649	92.71%
African American	23	3.29%
Hispanic or another ethnicity	28	4%
Total	700	100%

Q22: Age

What is your age?

Sample Size: 700

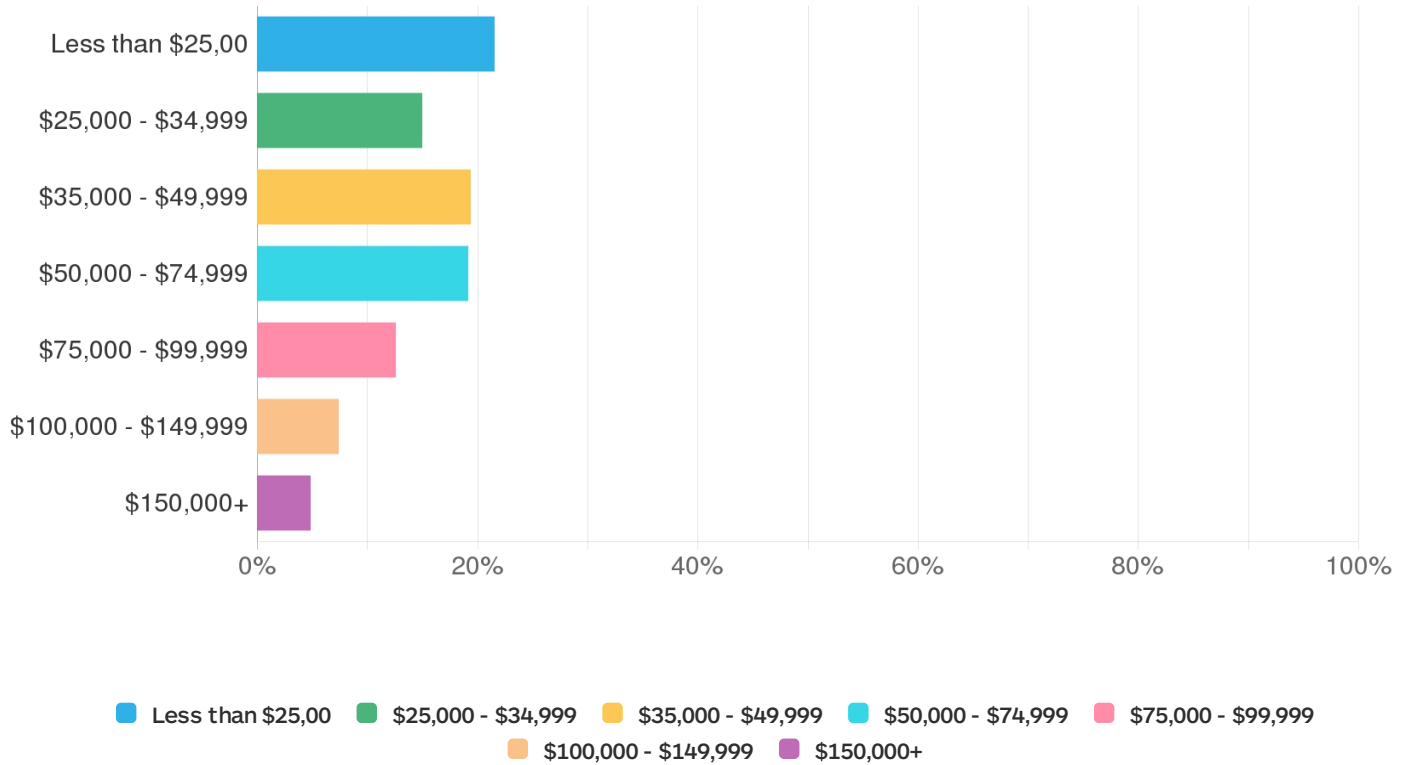


Value	Frequency	Percent
18 - 34	28	4%
35 - 54	147	21%
55 - 64	132	18.86%
65 or Over	393	56.14%
Total	700	100%

Q23: Income

What is your annual household income?

Sample Size: 700

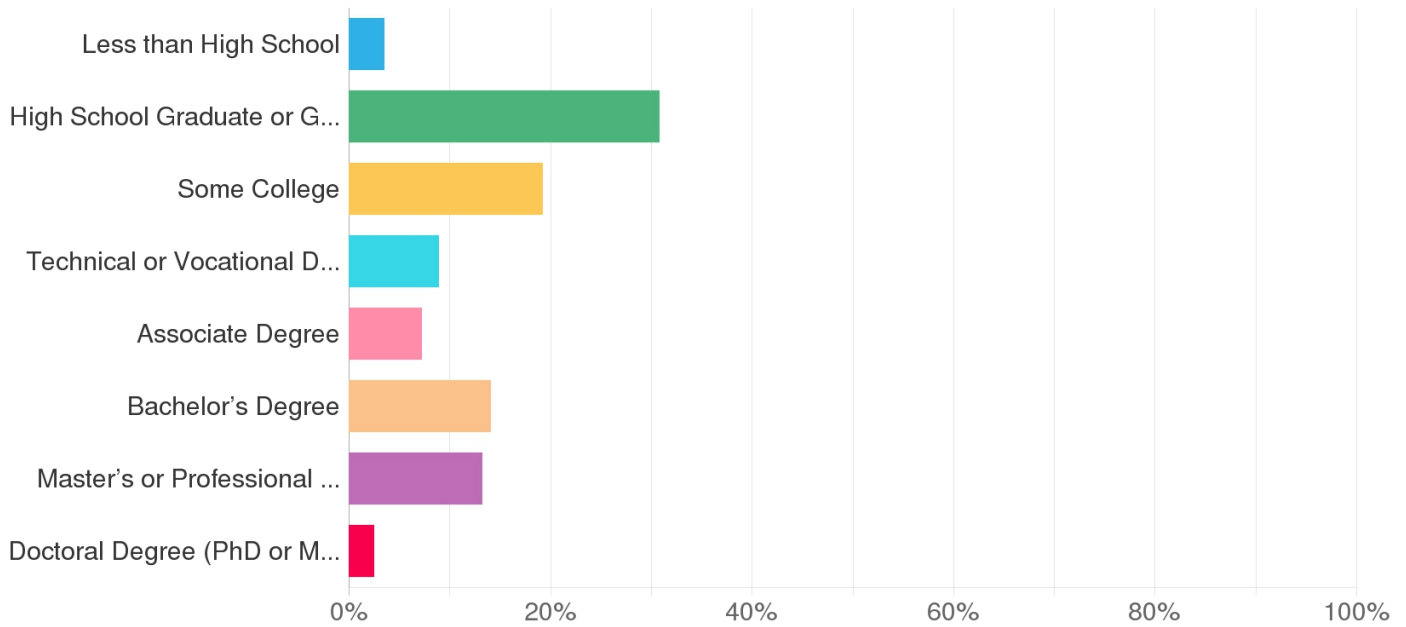


Value	Frequency	Percent
Less than \$25,00	151	21.57%
\$25,000 - \$34,999	105	15%
\$35,000 - \$49,999	136	19.43%
\$50,000 - \$74,999	134	19.14%
\$75,000 - \$99,999	88	12.57%
\$100,000 - \$149,999	52	7.43%
\$150,000+	34	4.86%
Total	700	100%

Q24: Education

What is your highest level of education?

Sample Size: 700



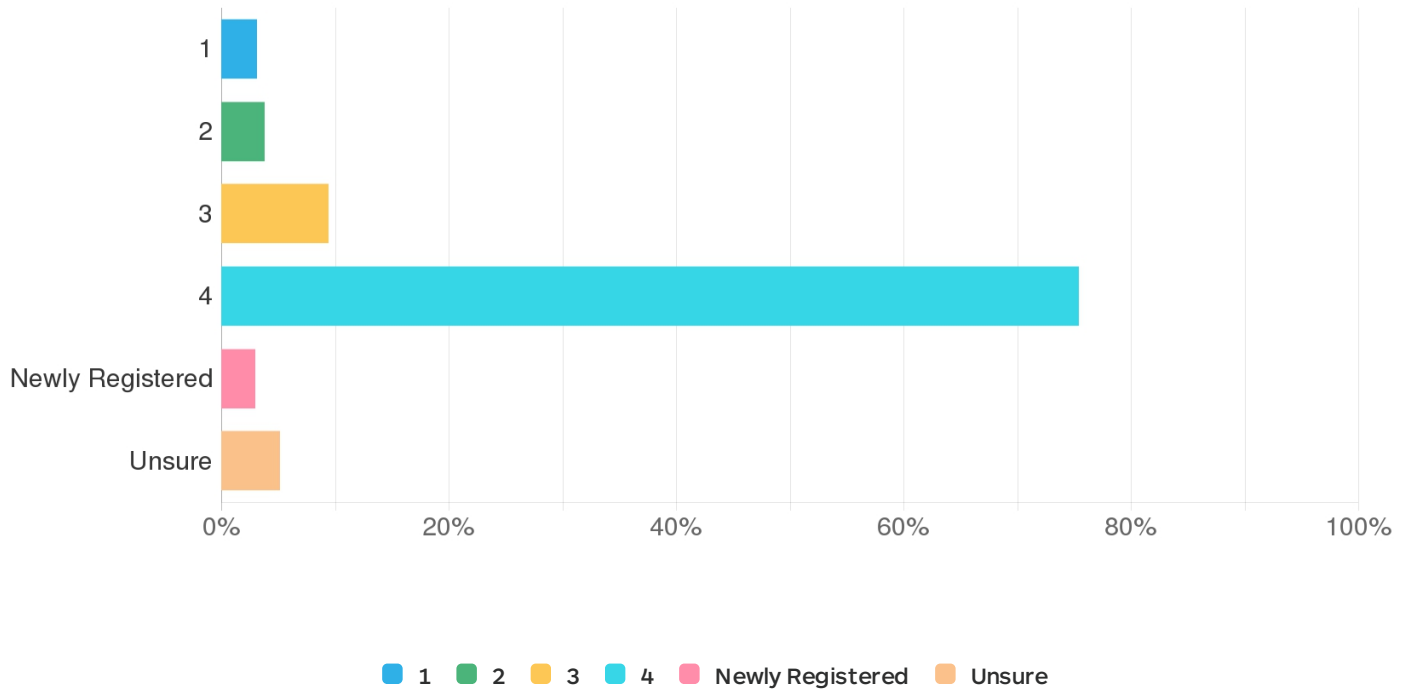
Legend: Less than High School (Blue), High School Graduate or GED (Green), Some College (Yellow), Technical or Vocational D... (Cyan), Associate Degree (Pink), Bachelor's Degree (Orange), Master's or Professional ... (Purple), Doctoral Degree (PhD or M... (Red)

Value	Frequency	Percent
Less than High School	25	3.57%
High School Graduate or GED	216	30.86%
Some College	135	19.29%
Technical or Vocational Degree	63	9%
Associate Degree	51	7.29%
Bachelor's Degree	99	14.14%
Master's or Professional Degree	93	13.29%
Doctoral Degree (PhD or MD)	18	2.57%
Total	700	100%

Q25: Vote Propensity

When thinking about the West Virginia general elections in 2014, 2016, 2018 and 2020- how many of these elections did you vote in?

Sample Size: 700



Value	Frequency	Percent
1	22	3.14%
2	27	3.86%
3	66	9.43%
4	528	75.43%
Newly Registered	21	3%
Unsure	36	5.14%
Total	700	100%